

**R ROYAL TRUCK BODY**

The Original West Coast Body



# ROYAL

Professional Truck Bodies  
& Accessories



ROYAL  
TRUCK BODY  
www.royaltruckbody.com  
800-834-7692



ROYAL  
TRUCK BODY  
www.royaltruckbody.com  
800-834-7692

The Original West Coast Body

# The Original West Coast Body

The first Royal Service Body to roll off the line dates back to 1971 and it immediately set a new industry benchmark for quality workmanship and innovation. That cutting-edge design has been recognized ever since as “The West Coast Body.”

At Royal, we treat our achievements as an on-going process in which we continually seek to improve our products, services and practices. Our famous West Coast Body established Royal as the Gold Standard by which all others are judged.

Over the years, other manufacturers have often attempted to imitate our truck designs and accessories but Royal’s innovations are always in the forefront, anticipating the evolving needs of our customers.

Whether it’s a single vocation work truck or an on-highway fleet, every heavy duty Royal truck body delivers enhanced engineering, greater adaptability and top quality materials.

We consistently live up to our reputation as a dependable business partner with a first class customer service mentality. Talk to one of our trained sales representatives and expect the finest ongoing customer support.

**We do more than build cutting-edge truck bodies, we are here to help build your business.**



## CONTENTS

- Standard Features — 4
- Options and Accessories — 6
- Ladder Racks — 8
- Service Bodies — 10
- Combo Service Bodies — 11
- Custom Service Bodies — 12
- Contractor Bodies — 14
- RSV Service Vans — 15
- RSV Features — 16
- RSV Options & Accessories — 17
- Stake Bed Bodies — 18
- Dump Truck Bodies — 19
- Royal Truck Body Pro Line-Up — 20
- Royal Manufacturing — 22
- Royal Locations — 24



# Trust ROYAL to carry the load.

Carry more. Store more. Secure more. We've designed our tough **Fortress Locking System** to protect valuable tools and materials. Our sturdy ladder racks secure heavy loads and a weather resistant paint finish helps make your investment pay off. Royal's body construction of A-60 galvanealed steel with a heavy zinc coating locks out rust and corrosion. Zinc plated locking rods and steel rivets add durability and strength.

When you need a Pro at your back, Royal's there for you.




**TIE DOWNS** on side walls of bed area help secure loads.

**TOUGH BRIGHT TREAD** Aluminum Appearance Package guards against paint nicks and dents.

**13.5" HIGH DOUBLE PANELED TAILGATE** is the strongest in the industry. Two heavy duty machined hinges provide maximum strength and ease of operation. This self-leveling tailgate features true one-hand operation. There are no chains or side braces to interfere when loading and unloading the bed area.

*Cutaway photo below shows the added interior reinforcement providing added strength inside the tailgate and all cabinet doors.*



**8" RECESSED BUMPER** is powder coated and frame mounted.

**NEW! LED BRAKE LIGHTS** are efficient, low maintenance and custom fitted to the Rear Step Bumper.

**FULL SIZE 49" BED WIDTH** easily holds pallets and contractor stock. Diamond Plate floor is rolled for added strength.

**PORTABLE STORAGE TRAYS** offer versatility and convenience.

**LADDER RACKS** are powder coated and feature a swing-away rear cross-bar and removable center crossbars.

**GAS SHOCKS** hold vertical doors and top tool compartment lid in an open position.

**ADJUSTABLE LOCK-IN-PLACE SHELVING** won't jump out of place.

**COMPOSITE FENDER FLARES** are rust proof and add strength to the wheel panels.



# The ROYAL Difference

## Standard Features from Royal Truck Body

Royal's Standard Equipment continues to exceed our customers' expectations year after year. Combining real world experience with state-of-the-art manufacturing expertise, we continue to outfit our work trucks with the style, strength and common sense features that deliver a bottom-line advantage.

When you're a Pro, you deliver more than expected. Every time.



Double Paneled Tailgate

Royal's OEM-style double panel locking tailgate is self-leveling with a center release for one hand operation. There are no chains or side braces to interfere when loading or unloading.

## SECURITY FEATURES ONLY ON A ROYAL!

### Fortress 5-Point Locking System.

Royal's 5-Point Locking System is the industry's most effective integrated locking system. The first point of defense is the T-Handle lock. The action of this lock also operates locking rods at the corners of the doors. As an added defense against break-ins, Royal has welded two steel brackets on the interior of the door behind the hinge blocks. These brackets securely grip the wall of the compartment as the door closes – all together providing five points of resistance to vandalism and theft.



Two steel brackets grip the wall of the compartment as the door closes.



The T-Handle's internal fasteners and machined axles operate the locking rods.



Locking rods secure the doors.





**T-Handle and Push Button Lock**

**Only on a Royal!** Our easily recognized T-Handle and trademarked stainless steel Door Pockets with their distinctive tear drop shape offer an ergonomic grip to open and close all cabinets and compartments.

Royal's T-Handle Assembly is designed with a lock out feature, internal fasteners and machined axles for unsurpassed security with ATM style barrel keys.



**T-Handle Assembly**



**Precision CNC Fit**

SolidWorks® 3D Modeling software combined with automatic Computer Numerical Controls and Fabrication equipment facilitates rapid design and delivery of an unlimited number of truck body configurations.



**Composite Fender Flare**

Composite fender flares add strength to the wheel panels. Unlike split tubing Royal fender flares will not rust.




**Tie Downs in Truck Bed**

Tie Downs located along the interior side-walls of the truck bed are standard equipment and provide greater cargo security.



**Rotary Latches**

Adjustable rotary latches secure top lids. Access latch is concealed for added security.



**Portable Tool Trays**

Portable Trays are 3.5" deep and made of high impact composite with adjustable dividers.



**LED Brake Lights**

**NEW! LED BRAKE LIGHTS** are efficient, low maintenance and custom fitted to the Rear Step Bumper.



**Hinge Rods**

Zinc-plated hinge rods with hinge blocks.



**High Gloss Automotive Paint Finish**

Royal's exclusive formulation of Sherwin Williams' 0.5 VOC GENESIS® offers:

- VOC-compliant urethane base-coat
- AUTOMOTIVE STYLE high gloss finish with greater gloss retention and durability
- RESISTANCE to chipping, corrosion, UV, chemicals



**Adjustable Shelves Plus Weather Protection**

Large capacity metal shelving with protective edge locks in place. Shelves are adjustable on 2" centers.

Matching layers of automotive style Neoprene weather stripping provides resistance to water, ozone, UV degradation, low temperatures and compression.

Two-piece door design features an interior hat section for added strength and a solid automotive feel when closing!



# ROYAL Accessories Make the Difference.

Customize your truck with a choice of quality Royal Truck Body accessories designed specifically for your truck body and engineered for your job. We offer many custom options engineered to give years of service backed by our 3 year/36,000 mile limited warranty.

SMART / SECURE / SAFE

## POPULAR OPTIONS

- Over Cab Ladder Racks System w/Barn Doors
- Side Access Ladder Rack • Tow Package • Oxygen Acetylene Compartment
- Diamond Plate Bedliner • Pipe Holder • 6 Gallon Igloo with Holder meets OSHA Requirements
- Spray-In Bedliner • Vise Bracket
- Conduit Boxes • 7 Flat Pin Trailer Connector • E-Track
- Expanded Metal Overcab Basket • Liftgates • Roll out Drawers
- Expanded Metal Rear Window Guard • Cranes • Back Up Camera
- Ratchet Tie-Down on Racks • Codeable Lock • Back Up Alarm
- Internal Master Lock • 2 and 3 Piece Rollertop • Proximity Sensors
- Raised Roller Top

## NEW!

**BREAKTHROUGH ONE-KEY TECHNOLOGY** with codeable T-Handle sets your Royal locks to match your production Dodge, Ford and GM truck keys. Fewer access keys mean fewer lock-outs.

**NEW! KEYLESS ACCESS** Assign up to 500 users to each service body. Easily add and delete users with master cards.

**NEW! INTEGRATED TRANSMITTER** is available for any vehicle with factory automatic door lock feature. This will allow you to use your truck key transmitter to lock and unlock the truck as well as Royal body compartments and doors.

**NEW! ALARM MODULE** option protects compartments with horn and flashing lights when doors are forcibly opened.



Lift Gates



NEW! Back Up Camera



Internal Master Lock



Raised Roller Top with Barn Doors, Overcab Rack and Conduit Boxes



Roller Top Closed & Locked



Tie Down Winch



NEW! One Key Codeable Lock



NEW! Keyless Access System



NEW! Integrated Transmitter Module



## CARRY MORE / HAUL MORE



Roll out Drawers



Roll Out Shelf for Tool Box



Conduit Box



Conduit Box w/ Diamond Plate




Diamond Plate Bed Liner (aluminum shown)



Work Lights



Spray In Bedliner



Crane




Oxygen Acetylene Compartment



Tow Package with Combination Hitch Class 4



Vise Bracket



Pipe Holder



Ladder Tunnel



Rear Window Guard



E-Track Cargo Strap Attachment





# ROYAL Ladder Racks

Ladder racks demand greater durability and impact resistance. Ours are powder coated and custom fabricated from 1.5"x 3" heavy wall steel tubing. Powder coating provides protection against workday usage and high levels of corrosion such as salt, chemicals and humidity.

Royal Ladder Racks are custom designed to fit each available cab size. Our innovative manufacturing process provides superior strength. The one-piece Mandrel Bent legs ensure that the integrity of the ladder tubing is not compromised. The result is a strong part that eliminates the need for welds that can rust. Internal spacers prevent the tubing from collapsing as it is tightened to specifications. Our extra strength mandrel bent tapered legs are engineered to precisely match each truck body.

## LADDER RACKS & OPTIONS

- Storage Brackets for Removable Bars
- Side Access Ladder Rack
- Custom designed Ladder Racks fit each cab size
- RSV Goal Post Ladder Rack
- RSV Side Loadable Ladder Rack
- Rope Hooks
- Tie Down Winches
- Conduit Boxes
- Work Lights

Ask your dealer for details or visit [royaltruckbody.com](http://royaltruckbody.com)

**REMOVABLE CROSSBARS** for easier loading and unloading of tall items stored in the front of the truck bed.

**STOUT ROPE HOOKS** allow you to secure items to the ladder rack.

**SWING AWAY REAR CROSSBAR** Hinged crossbar can be secured out of the way for extended use when loading and unloading tall items.



Royal's superior ladder rack structure includes internal spacers inside our steel tubing to strengthen the legs and prevent the tubing from collapsing as it is tightened to specifications.



**Internal Spacers**

**ROYAL'S ONE PIECE MANDREL BENT LEGS** This innovative manufacturing process ensures that the metal integrity is not compromised. The result is a strong part that eliminates the need for welds that can rust. Construction is of 1.5" x 3" heavy wall tubing.



**Custom Side Ladder Rack with Rollers**






## LADDER RACK OPTIONS




Tie Down Winch



Work Lights




Rope Hooks



Conduit Box w/ Diamond Plate



Conduit Box



## SERVICE VAN LADDER RACKS

### NEW! RSV SIDE LOADABLE LADDER RACK

Easily raise and lower the ladder and eliminate climbing to reach the top of your RSV. This new ladder rack design has a hydraulic speed damper that gently lowers the ladder to a comfortable working height. Ladder rack can be padlocked for security. Easy one hand operation plus durable powder-coated finish. No strapping of your ladder – it's automatic.



NEW! RSV Side Loadable Ladder Rack



RSV Goal Post Ladder Rack



# ROYAL Service Bodies



**8' SERVICE BODY**  
56" Cab to Axle, Single Rear Wheels

**9' SERVICE BODY**  
60" Cab to Axle, Single Rear Wheels

**11' SERVICE BODY**  
84"-88" Cab to Axle, Dual Rear Wheels

## SERVICE BODY EQUIPMENT

- Body construction of A-60 galvanealed steel locks out rust and corrosion
- Single doors on front compartment for enhanced resistance to water and dust
- Weather stripping for dust and water resistant compartment interiors
- Rain gutters above all doors
- Gas springs on all vertical doors and chain stops on horizontal doors
- All compartment doors are double paneled
- Trademarked recessed stainless steel door pockets with internal fasteners
- Top lids have 2 gas shocks and 2 rotary latches each mounted on lid ends
- Bright Tread aluminum diamond plate overlays on top lids
- Bright Tread aluminum front gravel guards and splash guards
- Lock-in-place shelving, adjustable on 2" centers
- 13.5" high self-leveling tailgate with shear resistant machined hinges and protective stainless steel cap
- 12 gauge diamond plate floor on 10 gauge cross members
- Composite fender flares
- Zinc-plated hinge rods with hinge blocks
- Lighting package installed on bumper kick-plate
- 8" rear step bumper
- Removable trays
- Tie Downs in Bed Area
- Fortress 5-Point Locking System with zinc plated lock rods
- 1900 emulsion undercoating
- 3-year/36,000 mile limited warranty

## POPULAR OPTIONAL EQUIPMENT

- Side Access Ladder Racks
- Custom designed Ladder Racks fit each cab size
- Diamond Plate Bed-liner
- Spray-In Bed Liner
- Conduit Boxes
- Expanded Metal Overcab Basket
- Expanded Metal Rear Window Guard
- Tie Down Winches
- Internal Master Lock System
- Combination Hitches – Class 4 & 5
- Receiver Hitches – Class 4 & 5
- Pipe Holders
- Vise Brackets
- Raised Roller Top w / Barn Doors
- 3 Piece Rollertop
- Liftgates
- Cranes
- Rear Work Platform
- Keyless Access Locks
- Oxygen Acetylene Compartment "Tall Compartment"
- 6 Gallon Igloo with Holder meets OSHA Requirements
- E-Track
- Rope Hooks
- Roll out Drawers

For more information visit us online at:  
[royaltruckbody.com](http://royaltruckbody.com)



# ROYAL Combo Service Bodies — 9', 10' & 12' Models



**12' COMBO BODY**  
84" Cab to Axle, Dual Rear Wheels



Integrated Rear Platform Bumper & Grip Strut Step (Optional)

## STANDARD EQUIPMENT

- 36" rear work platform with 18" high Apitong® gates
- Underbed compartments
- 16" high Apitong® hardwood lift-out divider in bed area
- Body Construction of A-60 Galvannealed Steel
- Heavy duty Ladder Rack with swing away rear bar and removable center cross bars
- Bright Tread Diamond Plate overlays on top lids, gravel guards and splash guards
- Composite fender flares
- Zinc-plated hinge rods with hinge blocks
- Removable Trays
- Tie Downs in Bed
- Fortress 5-Point Locking System with zinc plated lock rods
- 1900 emulsion undercoating
- All compartment doors are double paneled and sound insulated
- 3 year/36,000 mile limited warranty

## OPTIONAL EQUIPMENT

- Oxygen Acetylene Tank Compartments
- Pass Thru Underbed Boxes
- Expanded Metal Overcab Basket
- Aluminum Diamond Plate Bed Divider
- Integrated V-Notch platform

For more information ask your dealer or visit us online at: [royaltruckbody.com](http://royaltruckbody.com)



**Custom Welders Body** with integrated rear V-Notch Platform, Oxygen Acetylene Tank Compartment and Pass Thru Underbed Box options.





# Choices + Possibilities = The Best Results



**8' SERVICE BODY**  
Options: Raised Roll Top with Barn Doors, Ladder Rack, and Conduit Box

**11' SERVICE BODY**  
Option: Ladder Rack for Cabover style chassis.

**8' HIGH PROFILE BODY**  
Options: 3-Piece Roll top, Barn Doors, Work Light, Back-Up Camera, Ladder Rack and Conduit Pockets. Shown on Crew Cab. Available on other chassis.

## MIX & MATCH FOR A PERFECT FIT

Royal works one-to-one with our clients. Shown here are a few of the possible component combinations we offer.

We have a complete selection of innovative accessories ready to meet the challenges you face in your business.

Let us know how we can meet your needs.



**EXTRA LARGE STORAGE CAPACITY**  
This High Profile Body features full height side compartments and full 49" bed width. The 3-piece roll top and wide barn doors provide easy access. Additional options include a work light, back-up camera and conduit pockets.





**11' CUSTOM SERVICE BODY**  
Dual Rear Wheels, Diamond Plate Bed and Conduit Box



**11' CUSTOM MOBILE MAINTENANCE LUBE TRUCK**



**8' LOW PROFILE SERVICE BODY**

## BRING US YOUR OWN DESIGN IDEAS

From cab to bumper, your connection with Royal's team of experts can help you build a truck body with enhanced features and accessories for every purpose. From work intensive service bodies to vans and cutaway bodies, you get an extra boost in capability and style custom built for you.

You + Royal = A Partnership with design excellence and outstanding fit and finish.



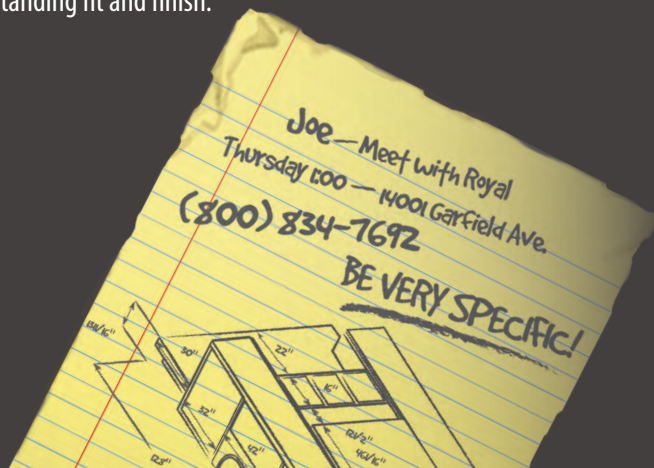
**8' SERVICE BODY**  
with Custom Body Paint and Oxygen/  
Acetylene Tank Compartment



**8' CUSTOMER SERVICE BODY**



**LOW PROFILE ALUMINUM BODY AND RACK**





# R ROYAL Contractor Bodies – 9', 10' & 12' Models



**12' CONTRACTOR BODY**  
Dual Rear Wheels 84" Cab to Axle



**10' CONTRACTOR BODY**  
with Side Access Ladder Rack

## CONTRACTOR BODY EQUIPMENT

All 12 ft. Contractor Bodies are equipped with 98" x 18" x 18" top boxes and Ladder Rack.

- 16" High Hardwood **Apitong**® gate panels w/stainless steel posts hinged at bottom or optional drop-in available
- 16" high hardwood divider in bed
- Underbed boxes
- Heavy duty over cab rack with tapered legs
- Swing-away rear crossbar and removable center bars on ladder rack
- 11 gauge cross members on 16" centers
- 50/50 Tapered bulkhead
- Zinc-plated hinge rods with hinge blocks
- Removable trays in open top compartments
- Royal's Super Seal Neoprene weather stripping on all boxes
- **Apitong**® hardwood, tongue and groove floor
- Rope hooks on ladder rack and under flatbed
- Fortress 5-Point Locking System with zinc plated lock rods
- Tie Downs in Bed Area
- Polished stainless steel door lock pockets with internal fasteners
- Mud flaps
- Heavy duty dock bumper
- 3 year/36,000 mile limited warranty

## OPTIONAL EQUIPMENT

- Expanded Metal Cab Roof Shield
- Class 4 and 5 Receiver Hitches
- Backup Alarm
- Diamond Plate Steel Floors
- Lift Gates
- Electric Brake Control
- Ratchet Tie Down Winches
- Side Access Ladder Rack
- Conduit Boxes
- Rollout Drawers
- Shovel Box
- Tool Holders
- Diamond Plate Flooring
- Additional Boxes



**Apitong® Fold Down Gates, Panels & Flooring**

Tongue and groove **Apitong**® hardwood floor provides a stout surface to support heavy items in the bed area. Contractor bodies offer hinged or drop in 16" high Apitong hardwood panels and a 16" high bed divider that easily lifts out for loading tools and materials.




# ROYAL Service Vans



**11' LOW PROFILE RSV**  
Cutaway Chassis, 80" Cab-to-Axle



**11' RSV BODY**



Optional Spray-In Bed Liner shown.  
12 gauge Diamond Plate floor is a Standard Feature.

11.75" Heavy duty Grip Strut Bumper.

Easy access to side compartments from inside and outside the bed area.

Carry individual tool trays to your work area.

**ROYAL'S SERVICE VANS** are so adaptable they can get straight to work across a variety of job requirements. Choose the length, height and chassis that meets your exact needs.

<b>11' RSV Body</b>	Single Rear Wheels Cutaway Chassis	80" Cab-to-Axle:
<b>RSV 11S</b>	68" Standard Inside Height	
<b>RSV 11LP</b>	55" Low-profile Inside Height	
<b>11' RSV Body</b>	Dual Rear Wheels Cutaway Chassis	80" Cab-to-Axle:
<b>RSV 11D</b>	68" Standard Inside Height	
<b>RSV 11HP</b>	75" High-profile Inside Height	
<i>Note: High-profile 75" Inside height is an option for DRW cutaway chassis only.</i>		



# R Service Van Features

## SECURITY FEATURES ONLY ON A ROYAL!

### Fortress 5-Point Locking System.

Royal's 5-Point Locking System is the industry's most effective integrated locking system. The first point of defense is the T-Handle lock. The action of this lock also operates a bolt at the corners of the door. As an added defense against break-ins, Royal has welded two steel brackets on the interior of the door behind the hinge blocks. These brackets securely grip the wall of the compartment as the door closes — all together providing five points of resistance to vandalism and theft.


**WEATHER PROTECTION.** Matching layers of automotive style Neoprene weather stripping seal to provide resistance to water, ozone, UV degradation, low temperatures and compression. Two-piece door design features an interior hat section for added strength and a solid automotive feel when closing!



The T-handle's internal fasteners and machined axles operate the locking system.



Locking rods secure the doors.



Two Steel brackets grip the wall of the compartment as the door closes.

## STANDARD FEATURES

- A-60 galvanized steel body construction locks out rust
- Fortress 5-Point Locking System with zinc plated lock rods
- Smooth body panels for company graphics
- Rear Barn Doors
- Rear access door to conduit compartment
- Internal Master Lock System
- Removable, high impact composite trays with dividers on inside shelves
- Rain gutters above all doors
- Automotive-style Neoprene weather stripping for dust and water resistant compartment interiors
- Gas springs on all vertical doors and chain stops on horizontal doors
- All compartment doors are double-paneled
- Composite fender flares
- Trademarked recessed stainless steel door pockets with internal fasteners
- Tough Bright Tread aluminum front gravel guards and splash guards
- Lock-in-place shelving, adjustable on 2" centers
- 12 gauge diamond plate floor on 10 gauge crossmembers
- Full width 11.75" rear step Grip Strut bumper
- 1900 emulsion undercoating
- Solid Bulkhead
- Zinc-plated hinge rods with hinge blocks
- 3-year / 36,000 mile limited warranty



Internal Master Lock

Greater security. Lock compartments and doors on each side of the van with the Internal Master Locking System.



E-Track (optional)

E-Track provides continuous attachment points along the interior walls for cargo straps. Constructed of 12 gauge steel and painted with a high quality powder coat finish to resist corrosion.



Conduit Compartment w / Curb Side Access



Automotive Style Rear Handle and Lock



# RSV Accessories Add Convenience



**NEW!**



**NEW! POWER LOADING RAMP** A separate compartment for a motorized auger increases the floor space and allows greater access to tools. The wide door provides generous access for loading and unloading. The push button operation has a 2,000 lb. capacity winch, automatic shut-off switch and a stop sensor provides added safety.

**Customize? Can do.**

## OPTIONAL EQUIPMENT

- Spray-in Bed Liner
- Power Loading Ramp
- Ladder Racks
- Cranes
- Custom Paint Finish
- Roll Out Drawers
- Vise Grips
- Back-Up Camera
- Back Up Alarms
- Tie Downs
- Pipe Holders
- Receiver Hitches
- Recessed Trailer Plug
- Grab Handles
- LED Compartment Lighting
- LED Dome Lights
- E-Track
- Keyless Access Locks
- Proximity Sensors



Goal Post Ladder Rack




**NEW!** Side Loadable Ladder Rack

### **NEW! SIDE LOADABLE LADDER RACK**

Easily raise and lower the ladder and eliminate climbing to reach the top of your RSV. This new ladder rack design has a hydraulic speed damper that gently lowers the ladder to a comfortable working height. Ladder rack can be padlocked for security. Easy one hand operation plus durable powder-coated finish. No strapping of your ladder –it's automatic.



Roll-out Drawers



Vise Bracket



Pipe Holder



Back-up Camera



One Key Codeable Lock



# ROYAL Stake Bed Bodies — 8', 9', 10', 12', 14' & 16' Models

The versatile **Royal Stake Bed Body** is tough and built with 11 gauge steel cross members on 16" centers for added strength.

Easily lift and remove the individual **Apitong**<sup>®</sup> panels for loading and unloading. **Apitong**<sup>®</sup> has been the traditional wood of choice for flatbed truck flooring where product weight, durability, strength and value are the major concerns.



10' STAKE BED BODY

## STANDARD EQUIPMENT

- **Apitong**<sup>®</sup> hardwood tongue and groove floor
- Three self-tapping screws on wood at each cross member
- 50/50 bulkhead with 14 gauge galvanealed perforated steel top section and solid steel bottom
- Frame construction is 2" x 3" steel tubing
- 42" high solid plywood gates with hardwood uprights and grab handles
- 11 gauge cross members on 16" centers
- 4" structural channel longitudinals
- Under-bed Rope Hooks
- Recessed fuel spouts
- Legal light package and reflectors
- Mud flaps
- Heavy duty dock bumper
- 3 year/36,000 mile limited warranty



Lift Out Apitong<sup>®</sup> Side Panels



Multi-Hitch with Heavy Duty D-Rings



# **R ROYAL Dump Bodies – 10', 12', 14' & 16' Models**



**10' LANDSCAPE  
DUMP BODY**



**Double-acting Hoist raises the Dump Bed**



**2-3 YD. STEEL-SIDED  
DUMP BODY**



**Retractable Steel Mesh Tarp (Optional)**

## **LANDSCAPE DUMP BODY STANDARD EQUIPMENT**

- 42" high Solid Plywood Gates with Wood Uprights on Landscape Dump Body
- Double-acting Hoist raises and lowers the Dump Bed
- Steel Upright Posts and Framing on Rear Hinged Gates
- Heavy Duty Drop Rod Lock on Rear Gates
- Rear Hinged Gates allow easy access to bed area
- Expanded Metal Cab Shield
- Royal Mud flaps

## **OPTIONAL EQUIPMENT**

- Underbed boxes
- Retractable Steel Mesh Tarp
- Class 4 & 5 Receiver Hitch
- Back-Up Alarm
- Spray in Bed Liner
- Diamond Plate Steel Floors
- Underbed Rope Hooks
- Lift Gates
- Electric Brake Control
- Tie Downs in Bed Area

## **STEEL SIDED DUMP BODY**

For standard and optional equipment, please see your dealer or visit us on-line at [royaltruckbody.com](http://royaltruckbody.com)



# ROYAL TRUCK BODY — Professional Work Trucks since 1971



## SERVICE BODIES



8' SERVICE BODY



9' SERVICE BODY



11' SERVICE BODY

## CUSTOM SERVICE BODIES



11' CUSTOM SERVICE BODY



11' MOBILE MAINTENANCE LUBE BODY



8' LOW PROFILE SERVICE BODY

## STAKE BED BODIES



10' STAKE BED BODY

## DUMP BODIES



2-3 yd. STEEL SIDED DUMP BODY



10' LANDSCAPE DUMP BODY



ROYAL



8' SERVICE BODY  
with Raised Roll top



8' HIGH PROFILE BODY



11' SERVICE BODY

COMBO SERVICE BODIES



12' COMBO SERVICE BODY

CONTRACTOR BODIES



10' CONTRACTOR BODY



12' CONTRACTOR BODY



SERVICE VANS



11' LOW PROFILE RSV



11' STANDARD HEIGHT RSV



## Building America

You've seen us. Our famous white truck bodies are on America's highways, at job sites, homes and factories. From utility trucks to telephone repair trucks, from crane bodies to dump truck bodies, Royal truck bodies are hard at work helping to build a more productive America.

Today, as American businesses look for better ways to gain ground, Royal leads the way with a track record of reliable construction, successful innovation and better business practices.



## Lean Manufacturing Works.

Decades before the theory of "lean manufacturing" became popular, Royal put those principles into practice in its drive to eliminate wasted time and wasted materials throughout the entire fabrication process.

Lean manufacturing starts with sound engineering. 40+ years of critical testing enables us to produce a truck body combining practicality and aesthetics in a functional form. The strategic challenge is to determine how to make our truck body parts in the quickest, most cost effective manner and still meet our quality criteria.

## Where Value Is Created.

The principles and practices of lean manufacturing are a response to demands of increasingly more sophisticated consumers, driving Royal to continuously improve every aspect of the value chain. Being prepared, flexible, quick to react, cost effective and quality conscious helps Royal succeed and creates greater value for our customers.

## Better Parts Mean Better Bodies.

Year after year, Royal achieves its value-oriented goals by utilizing advanced automation, intelligent material handling solutions, efficient and versatile manufacturing processes plus an outstanding warranty and customer service operation. By maintaining a focus on quality, value and productivity, Royal continues to help its customers improve their bottom line... and ours too.

**Consistent Results From Start to Finish** Royal's A-60 galvanealed steel construction locks out rust and corrosion. Galvanealed steel is just one of many corrosion inhibiting materials built into a Royal Truck Body.

Our acid-etch phosphate wash process creates a superior bond between primer and substrate. Our partnership with Sherwin-Williams means we use only the highest quality, environmentally friendly paint products. Prime Shield, Sherwin-Williams' low VOC urethane primer, exceeds many OEM specifications and provides maximum adhesion when the topcoat is applied. Sherwin-Williams' Genesis Acrylic Urethane enamel substantially retards the damaging effects of ultra-violet light and provides a tough chemical and chip resistant high gloss finish to our truck bodies. We know our customers want their truck bodies to look good for years to come.

Royal's Final Fit & Finish inspection ensures that every truck body is fitted and perfectly color-matched to your custom specifications or GM, Ford and Dodge/Ram cabs and chassis.







## Gaining a Competitive Edge.


Royal's focus on improving the entire process of manufacturing pays it forward: We're heavily invested in your success!

### **The Salvagnini S4**

punches, notches and shears metal parts from standard blanks with no intermediate handling. The principles of single piece part flow, minimal setups, optimal inventory management, reduced WIP and JIT delivery are what define Royal's lean manufacturing philosophy.

### **SolidWorks® 3D CAD**

software enables our engineers to quickly transform new ideas into great products. In simulation, designs are subject to the same conditions they'll experience in the real world. The quality of the product is raised and optimal performance is assured. Designs from SolidWorks control our CNC machinery to ensure accuracy +/- .004 inches. SolidWorks modeling enables quick and clear communication with both our vendors and clients.



### **Amada Panel Benders**

set the highest standards in automatic bending. Simplified CNC\* programming enables the system to check the profile of fabricated parts. The system provides bending from 180 to 45 degrees upward and downward, as well as hemming and radius bending without losing time for setup or warm up operations. Since it requires no hydraulic oil, the AMADA maintains a clean work environment. \*Computer Numerical Controls



## What Business Are You In?

Royal Truck Body has a proven track record of providing its customers with dependable heavy duty truck bodies and popular accessories. We're large enough to meet the needs of the largest fleets and small enough to be responsive to all of our customers needs.

- As a selected partner of each of Detroit's Big Three, you have the assurance that Royal is compliant with federal regulations and meets the highest engineering standards. All of our truck bodies, compartments, accessories and ladder racks are computer designed and engineered to match your selected chassis length and GVWR requirement. When it comes to design excellence and superior quality, our long-standing partnership with Detroit includes you.
- Royal's industry-leading Final Fit and Finish inspection results in a custom truck body matched perfectly to your GM, Ford and Dodge/Ram cab and chassis. Our ability to consistently produce a product that meets manufacturers' specifications and deliver it on schedule has placed Royal in the GM and Ford Top Volume Upfitter Awards over the past 10 years.
- Our 800 number provides customer support with specialists to answer your questions, provide warranty service, replacement parts, accessories and schedule repairs. Royal's goal is to get you and your truck body back on the job. In many cases, the services you need are available while you wait.



Royal's **DIRECT/SELECT CHASSIS POOL** provides access to commercial chassis from General Motors, Ford, and Dodge/RAM in a wide range of cab configurations, wheelbases and equipment levels.

Our success is based on our people 'going the extra mile' to provide exceptional personalized service. Royal's expanding network of branch locations are now located in Northern and Southern California, Phoenix, Arizona and Texas.

## Put Our Pro Team to Work

Your connection with Royal's team of experts can help you build a truck body with enhanced features and accessories for every purpose. Our quality makes us look good. Our truck bodies make you look good!



### ROYAL TRUCK BODY BRANCH LOCATIONS

#### NORTHERN CALIFORNIA

9600 B Del Road  
Roseville, CA 95747  
(916) 921-2639

#### PHOENIX

4245 E. Superior Avenue  
Phoenix, AZ 85040  
(602) 426-1774

#### TEXAS

1128 Blue Mound Road W #300 / 400  
Haslet, TX 76052  
(817) 439-5755

We serve: Alabama, Arkansas, California, Louisiana, Mississippi, New Mexico, Nevada, Oklahoma, Oregon, Texas, Utah, Washington and Wyoming. For information, please contact Royal Sales (800) 834-7692

## You've seen us on the road and in the news!

Royal is the only service body manufacturer in the industry to receive national recognition with the **2001 Automotive Fleet Magazine "Upfitter Innovation of the Year Award"** recognizing Royal's cutting edge truck body designs.



**"Businesses like Royal Truck Body are the backbone of this country and they are an enduring symbol of the American Dream.** The approximately 23 million businesses of the size and scale of companies like ROYAL in the United States employ more than half of the country's private work force, create three of every four new jobs, and generate most of America's innovations.

In 2004, the **U.S. House of Representatives** honored Royal Truck Body and its President Dudley DeZonia, stating "Let us celebrate the entrepreneurial spirit in America by recognizing a deserving and generous member of the community, Mr. Dudley DeZonia.

"Mr. DeZonia's long-term vision for Royal Truck Body was and still is to deliver top-quality products at competitive prices, which has enabled the "ROYAL" trademark to become the recognized leader and largest service body company in the Western United States."

*from the Congressional Record, by Rep. LINDA T. SANCHEZ, California*



### CORPORATE OFFICES

National and Southern California Sales  
14001 Garfield Avenue, Paramount, California 90723

**Toll Free: (800) 834-7692**  
**(562) 633-9951 | Fax: (562) 633-2277**

[www.royaltruckbody.com](http://www.royaltruckbody.com)

Visit your local ROYAL TRUCK BODY DEALER.

Since the time of printing, some of the information in this catalog may have been updated. Ask your dealer for details. Some of the equipment shown or described throughout this catalog is available at extra cost. Specifications, descriptions, illustrative materials contained herein are as accurate as known at the time this publication was approved for printing. Royal Truck Body reserves the right to discontinue models or accessories at any time or change specifications without notice or without incurring obligation. Royal Truck Body and logo are registered trademarks of Fortress Resources, LLC.

Visit our website:  
[www.royaltruckbody.com](http://www.royaltruckbody.com)

