

**KNAPHEIDE**  
SINCE 1848



RAM PROMASTER  
**KUV BODIES**



# KNAPHEIDE KUV BODIES



## KNAPHEIDE UTILITY VAN

Working out of a Knapheide KUV keeps you organized and productive. Large perimeter bins are easy to access and keep your parts and tools separated into easy-to-manage spaces.

A spacious cargo storage area with corrugated steel floor for transporting drywall, larger tools, water heater, and oversized items.

## KUV BODIES

The Knapheide KUV is available in multiple heights for different applications. It is designed to increase productivity and efficiency through better organization of parts and equipment for specialty contractors, including plumbers, HVACR technicians, electricians, and more.

No more looking for what you need — just grab and go!

## POPULAR VOCATIONS




CONSTRUCTION



PLUMBING



ELECTRICAL



HVACR

**A. DOUBLE PANELED DOORS**

made of galvanized steel (14-gauge outer panel, 20-gauge inner panel) are reinforced with internal braces for durability

**B. TWO CONDUIT CHUTES**

to transport copper pipes, PVC, and conduit

**C. AUTOMOTIVE-QUALITY, ROTARY-STYLE LATCHES**

make opening and closing easy

**D. ELECTRODEPOSITION PRIME-PAINT SYSTEM**

provides superior corrosion resistance

**E. FLAT PANEL SPACE**

provides rolling billboard to promote business

**F. INTEGRATED LED S/T/T AND B/U, LED STROBE OPTION\***

with (8) selectable patterns and built-in reflectivity for additional safety\*\*

\*Additional wire harness required for strobe lights  
\*\*Covered under 3-year limited warranty



Note: Body may be shown with optional features.



**AERODYNAMIC WIND DEFLECTOR**

Mounted on body above cab  
Standard on KUV129SH-RP



**CARGO AREA AND CONDUIT CHUTE CAPACITY**

10' in 129" bodies

FEATURES NOT SHOWN

**COMPARTMENTS CAN BE LOCKED INDEPENDENTLY**  
for maximum security

**GRAB HANDLE**  
(rear right)

**TWO INTERIOR LED DOME LIGHTS**  
in cargo area with light switch inside the cargo doors

**ALUMINUM FUEL CUP**

**REFINED ABS PARTITION**  
is equipped with a sliding cab access door and window. The door's slam latch can be locked from the cab and secured in either an open or closed position

COMPARTMENT FEATURES



**DOUBLE-SPRING OVER-CENTER RETAINER**

on vertical compartment doors eliminate involuntary swing




**NEOPRENE DOOR SEALS**

protect compartments from the weather



**POWER LOCKS**

on rear cargo doors and side compartment doors offer enhanced operator convenience. System includes (2) key fobs. (Conduit chute doors do not have power locks.)



**CONTINUOUS STAINLESS STEEL HINGES**

are pry-proof and corrosion-resistant

STANDARD SHELVING



**STREET AND CURB SIDE FRONT VERTICAL COMPARTMENTS**

Two adjustable divider shelves and dividers, with a 250-lb. capacity



**STREET AND CURB SIDE FULL HEIGHT REAR VERTICAL COMPARTMENTS**

One adjustable divider shelf and dividers, with a 250-lb. capacity



**CURB SIDE HORIZONTAL COMPARTMENT**

One adjustable divider shelf and dividers, with a 250-lb. capacity





## POPULAR OPTIONS



**REAR VISION CAMERA**



**ALUMINUM DRAWERS**



**UPPER SIDE GLASS**  
Available for Low and High Roof models. Not available for Ultra-Low models.



**SIDE ACCESS DOOR**  
Available for Low and High Roof models. Not available for Ultra-Low models.



**MECHANICS VISE BRACKET**  
Vise sold separately



**SIDE MOUNT LADDER RACK**



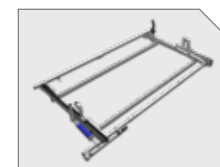
**REAR DOOR WINDOWS**



**CLASS IV RECEIVER HITCH**



**E-TRACK**



**DROP-DOWN LADDER RACK**  
Prime Design



**3 BOW LADDER RACK**



**LED COMPARTMENT LIGHTING**



**PULL OUT TRAY**



**CORNER MOUNTED CARGO CRANE**



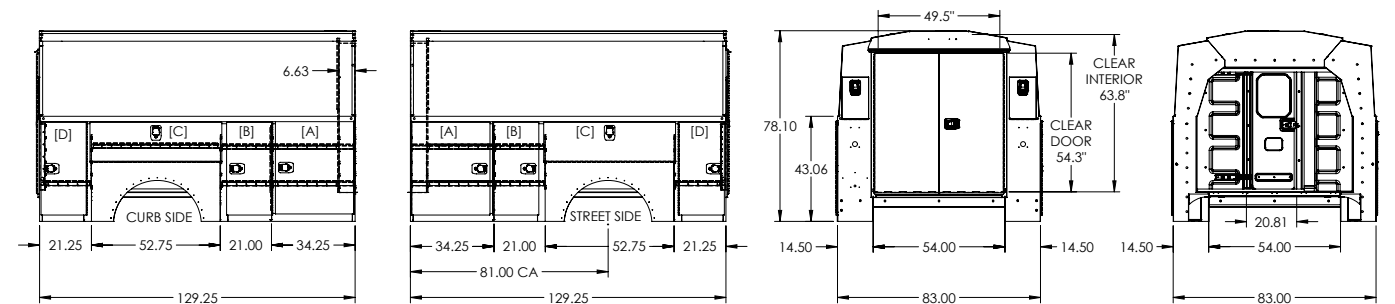
## MODEL OPTIONS

### KUV BODIES

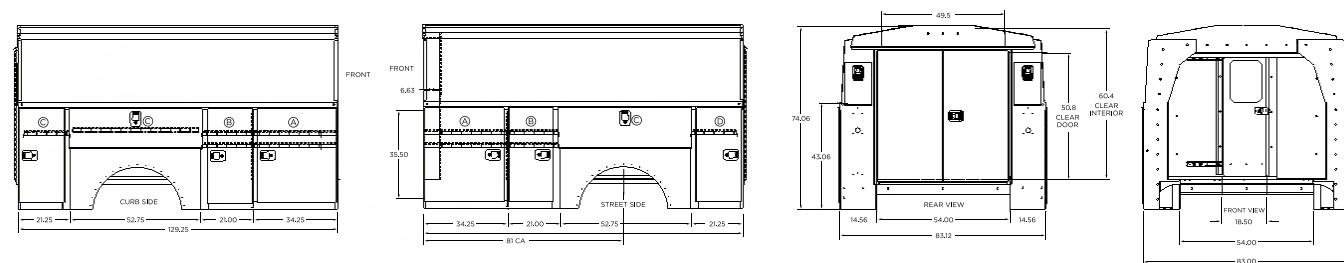
CHASSIS MODEL	CA	CHASSIS WEIGHT	BODY MODEL	BODY HEIGHT	BODY WIDTH	BODY LENGTH	COMPARTMENT DEPTH	CLEAR DOOR WIDTH	CLEAR DOOR HEIGHT	CLEAR INTERIOR HEIGHT	GVWR	WEIGHT	PAYLOAD
2014 & later Ram ProMaster cutaway 136" WB	81"	4,161 lb.	KUV129SU-RP	74"	83"	129.25"	14.5"	49.5"	50.3"	59.8"	9,350	1,903 lb.	3,306 lb.
	81"	4,161 lb.	KUV129SL-RP	78"	83"	129.25"	14.5"	49.5"	54.3"	63.8"	9,350	1,892 lb.	3,259 lb.
	81"	4,161 lb.	KUV129SH-RP	90"	83"	129.25"	14.5"	49.5"	66.3"	75.8"	9,350	2,269 lb.	3,149 lb.

\*Body weight is calculated with standard shelving  
 \*Chassis weight, GVWR, and payload subject to change

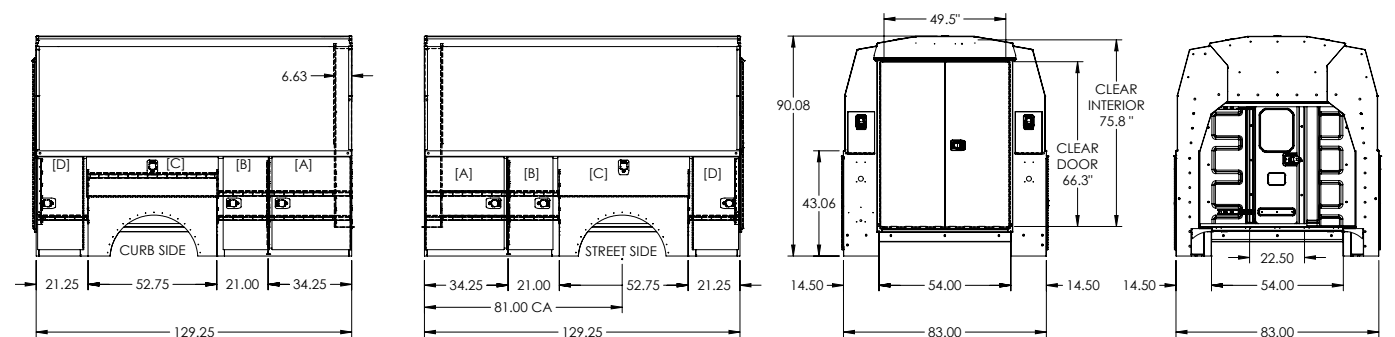
### KUV129SL-RP



### KUV129SU-RP



### KUV129SH-RP





# COMMITMENT TO CORROSION RESISTANCE

Corrosion won't be a concern when you buy quality Knapheide products. To give you the best corrosion protection, we utilize a state-of-the-art, custom-designed, 12-step, SST cathodic electrodeposition finishing system, called "E-Coat."

It bonds prime paint to steel by an electroplating process to give you a superior coat of primer, resulting in better corrosion protection compared to spraying methods.

This system allows us to create products with the highest level of corrosion resistance available.



FOLLOW US  
LIKE US  
TAG US



## SIX YEAR, LIMITED TIME WARRANTY



**NO RUST  
THROUGH**



**DOOR HINGES  
WILL NOT FAIL OR  
COME OFF BODY**



**LATCHES AND LOCK  
CYLINDERS WILL NOT  
FAIL TO OPERATE**



**SHELVES WILL NOT  
BEND UNDER MAX.  
LOAD OF 250 LBS.**

TO LEARN MORE VISIT  
[www.knapheide.com/warranty](http://www.knapheide.com/warranty)



## NEVER SETTLE

If you are going to be a leader, it takes more than building a high-quality product. It means never being totally satisfied with that product, no matter how high quality it may be. It requires constant vigilance and a willingness to take a chance on something new. And it means exceeding expectations every time. As the industry changes, one thing never will—our commitment to making customers like you as productive and efficient as possible. We know you don't settle, and we don't either. That's why we want you never to settle for anything less than Knapheide on the back of your truck.

**KNAPHEIDE. NEVER SETTLE.**



The Knapheide Manufacturing Company  
1848 Westphalia Strasse | Quincy, IL 62305  
217-222-7131  
[www.knapheide.com](http://www.knapheide.com)