

Monroe Truck Equipment **T-Series** | Tow Bodies

TowPRO™ | Elite

TowPRO™ | Premier

TowPRO™



a brand of aebi schmidt



MONROE TowPRO™ | Elite

Safe | Durable | Heavy Duty

Reliability and durability come first. You can be confident this truck will perform at critical times, through towing, hauling, and other rough work.

BENEFITS

- Great long term ROI for haulers
- Aluminum construction offers corrosion resistance and greater payload
- Multiple hauling capabilities

INDUSTRY APPLICATIONS



Ranchers



General Contracting




Recreational Towing

"I've done business with Monroe Truck Equipment for over 35 years. I have to say we love the TowPRO Aluminum body. We've ordered several of them and the customers love them. The best thing about it is that you'll never see rust on it, and there's more payload available because aluminum is lighter than steel. I appreciate Monroe's great service."

Frank Graf, Fleet Manager of Jerry Seiner Buick/GMC/Isuzu

**NATIONWIDE
SHIP THRU AVAILABLE**



Fold Down Rub Rail

30K Gooseneck Hitch

Skirted Body

Built-In Tool Boxes



Built-In Tool Boxes

Gooseneck Hitch

Fold Down Rub Rail

MONROE **TowPRO™** | Tow Bodies

TowPRO® | Elite

TowPRO® | Premier

TowPRO®



| Standard Features | TowPRO™ Elite | TowPRO™ Premier | TowPRO™ |
|--|-----------------|-------------------|---------|
| 2.5 receiver hitch | ● | ● | ● |
| (2) 7-Way RV Trailer Plugs | ● | ● | ● |
| Fold down sides | ● | ● | |
| Recessed stainless steel tie-downs | ● | ● | |
| Full Body Skirts w/ integrated toolboxes | ● | | |
| Aluminum w/Steel Understructure | ● | ● | ● |
| LED Lights S/T/T/B | ● | ● | ● |
| 30K Gooseneck Ball Hitch | ● | ● | ● |

| Model | Length | Overall Width | Body Weight |
|-------------------------|--------|---------------|-------------|
| TowPRO | 9' 4" | 96" | 675 lbs |
| TowPRO Premier | | | 698 lbs |
| TowPRO Elite | | | 965 lbs |
| TowPRO | 11' 4" | 96" | 763 lbs |
| TowPRO Premier | | | 790 lbs |
| TowPRO Elite | | | 1120 lbs |

MONROE **TowPRO™** | Options



2 LED Rear Strobes

Increase the visibility and safety of your truck.



2 LED Front Grill Strobes

Increase the visibility and safety of your truck.



Aluminum Underbody Toolboxes

Protect and organize your tools in a lightweight, corrosion-resistant aluminum box system.

[Included with Elite]




Backup Alarm

Keep your vehicle, and those around you, safe with a backup alarm.



Backup Camera

Increase your visibility and maneuverability with a clear backup camera.



B&W Conversion Kit

The conversion kit transforms your standard 2-5/16" ball hitch to a B&W turnover ball, allowing you to install a companion 5th wheel hitch.



B&W Companion 5th Wheel Hitch*

*Requires B&W Conversion kit



What To Expect From Monroe

Our proven process gets you what you need, when you need it.



Design

Our experienced team of engineers consistently improves and evolves the design of our truck equipment. Customized orders start here. Engineering works to incorporate the exact truck and equipment specifications you need to succeed.

Manufacturing

We utilize best-in-class manufacturing equipment, resilient American-made materials, robotic automation solutions and our skillful team to create our performance-driven work trucks.

Installation

During installation, we adhere to the highest industry standards for mechanical assemblies, electrical and wiring, hydraulics and control systems, and of course safety.

Quality Assurance

After all elements are installed, every vehicle is subjected to bumper-to-bumper inspection so that our customers and end-users can worry less and work more, for a confident and profitable investment.

Distribution

Monroe Truck Equipment uses personal delivery drivers for orders that are close to our manufacturing locations, ensuring attentive delivery and personalized service whenever we are able.

Nationwide Ship Thru


When applicable, Monroe Truck Equipment utilizes our vast distribution network system to ship work trucks for customers across the country. This efficient system is in place so you can find and get the right truck without excessive wait or hassle.

Designed with Customers in Mind

By putting ourselves in the drivers' seat, we deeply understand your challenges and how to solve them.

Engineering Expertise

Monroe Truck Equipment has a 13 person engineering team responsible for designing our work trucks and ensuring the safety and ease of use for all of our equipment. Backed by decades of experience in the industry, our team understands how to design builds that best benefit our customers.



Engineering Approach to Customization

Our experienced engineers have worked with hundreds of customers throughout the decades, honing their skills on creating customized work truck solutions that will help our customers succeed. Not only does our team safely incorporate custom features, they make sure every aspect is efficient to use and operate.



Benefit to Customers

Our customers have come to expect that our team of engineers will create a work truck that is easy to operate, simple to maintain and will last for years to come. Due in part to the skill of our engineering team, Monroe Truck Equipment is able to offer one of the industries best warranties.



Long Term Industry Leaders

Backed by our skillfully designed and manufactured products, we work to establish a long term relationship of trust with customers. As leaders in our industry, we provide high-performance solutions that move communities forward.

8 Locations to Serve You

Monroe, WI

Marshfield, WI

De Pere, WI

Joliet, IL

Flint, MI

Louisville, KY

Litchfield, MN

Winston-Salem, NC



commercial.monroetruck.com

800-356-8134

 **monroe**

a brand of aebe schmidt