



ADRIAN STEEL®

Cargo Management Solutions for Commercial Vehicles



**EXPRESS & SAVANA
PRODUCT CATALOG**

TIME IS MONEY! GET ON THE ROAD WITH EVERYTHING YOU NEED!

Adrian Steel has the storage products you need, with a nationwide distributor network for professional installation. This catalog will help you set up your work van with the equipment you need to get the job done. Start with a partition to keep your cargo in the cargo area. Choose the shelving and modules for the curb and street side that fit your business needs. Or, choose a pre-designed trade package to start from. Add the accessories you need to make your van more organized. Carry ladders or cargo on your roof? Check out the variety of ladder and utility racks available. The options are many, so if you don't know where to start contact your local Adrian Steel distributor for the expert advice you are looking for.



For program details visit:

United States

www.gmfleet.com/chevrolet-business-choice-offers-incentives.html

Canada

www.gmfleet.ca/gmc-business-choice-offers.html

MAKE YOUR CARGO VAN WORK READY WITH THE GM BUSINESS CHOICE PROGRAM.

Get The Ultimate In Flexibility When You Take Upfit Cash And Apply It Towards Any Adrian Steel Upfit.

WHAT IS GM BUSINESS CHOICE?

GM Business Choice is an incentive program designed specifically for business owners who use vehicles in the day-to-day operation of their business and not solely for transportation purposes. This incentive is available when you purchase or lease an eligible Chevrolet or GMC cargo van.

SAVE TIME!

Don't go searching around town for product you need for your GM Cargo Van. Adrian Steel has a comprehensive line of cargo management solutions to get your van upfitted for your trade! You can leave the dealership with a cargo van that is ready to go to work!

COMMERCIAL EXPERTS!

Your GM Dealership and Adrian Steel Distributor can guide you through the upfit process. Utilize their product expertise to get a complete, turn-key work vehicle.

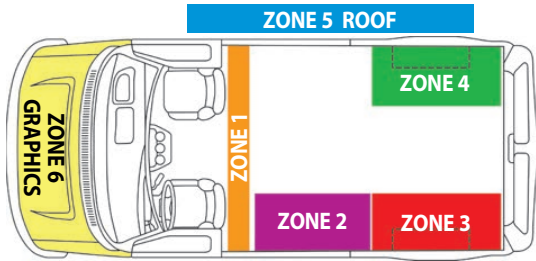
PRODUCT FLEXIBILITY!

Create a work ready van, designed by you, for your specific cargo carrying needs! Organize the interior of your van to suit your trade with Adrian Steel's modular product line. Start with the essentials: a partition, shelving and a roof rack. Then get trade specific by adding drawer units, door kits, hook bars, floor drawers and more!

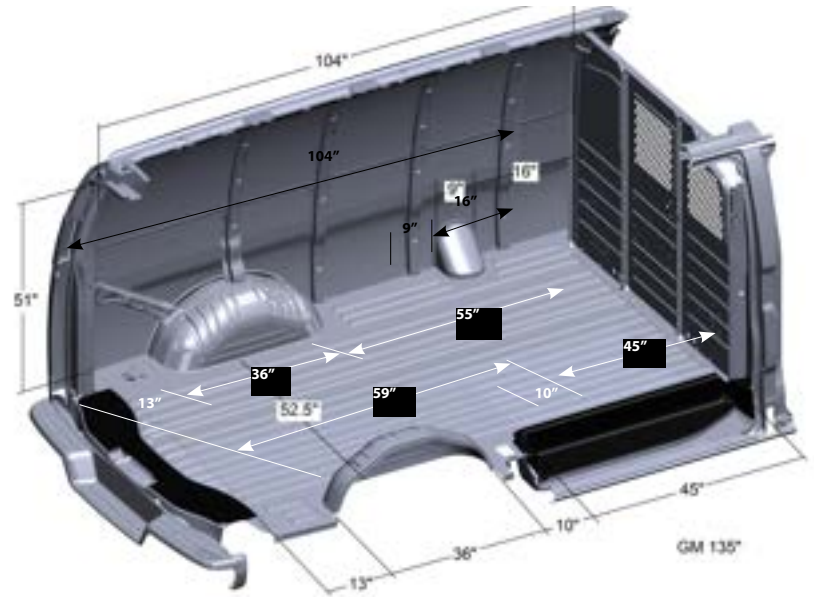
PROGRAM TIME FRAME & DETAILS*

The 2019 GM Business Choice Program runs through January 2, 2020. You must purchase or lease your vehicle and take delivery during the program time frame and provide proof of your business. Program is not available in all areas and may not be compatible with other offers or incentive programs. Consult your dealer for complete program details. For more information, please contact your local Adrian Steel Distributor.

See websites above for GM U.S. & Canada program details.
Program subject to change without notice.
GM is a registered trademark of the General Motors Corporation.



Chevy Express / GMC Savana 135" WB



ZONE 1 PARTITION

- Choose partition style: solid or perforated. Do you want a hinged door? See pgs 6-7.
- Choose the standard or 3" setback wing kit and add accessories.

ZONES 2, 3, 4 CURBSIDE & STREETSIDE

- Use layout diagrams to determine the amount of space available.
- Choose from a variety of shelving units and modules that will best organize the tools and equipment you need to carry.
- Or, choose a Work Ready Upfit, complete with a trade specific, pre-designed interior and custom graphics package.

ZONE 5 ROOF

- What do you need to carry?
- Choose from LoadsRite, Grip-Lock, and Utility racks.
- Add rack accessories including step ladder kits, ratchet straps, conduit carriers and more.

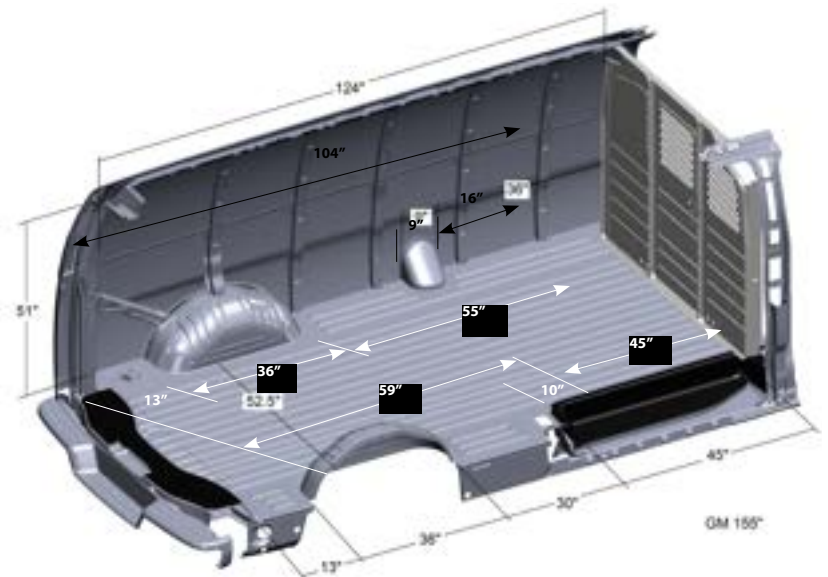
ZONE 6 VEHICLE GRAPHICS

- Stand out in the crowd!
- Vehicle graphics are the most cost effective form of advertising!

ADDITIONAL STORAGE

- Determine the space needed for specialty equipment.
- Add accessories to shelving and partition
- Hooks, drawers, files, screens, and more.

Chevy Express / GMC Savana 155" WB



* Measures 79" at the floor and up to 13" off the floor. Measures 72" at 23" and higher off the floor.

Note: Dimensions for reference only. Measure your van or contact your distributor for your exact needs.

Need some help?
Contact your local distributor!
They can provide a wealth of information about utilizing the cargo space in your work van.
Find your local distributor online at adriansteel.com.

All illustrations, photos and specifications in this publication are based on the latest product information available at the time of content approval.

The right is reserved to make changes at any time, without notice, in materials, specifications and models, and also to discontinue models.

ADRIAN STEEL PARTITIONS KEEP CARGO WHERE IT BELONGS, IN THE CARGO AREA!

Partitions are sold as panel kits and wing kits. Please see application chart below to confirm the appropriate panel kit and wing kit for your vehicle. Partition panel kits and wing kits include assembly and installation fasteners for base van trim level. Higher trim levels may require modifying trim or partition. Wing kits are available in a standard position or an extended position for more leg room.



S1 Solid
Panels mount behind driver seat.



M1 Solid
M2 Perforated Top
Fixed center panels can be hinged as key-locking doors



C1 Solid
Panels mount behind passenger seat.



Wing Kits
Available as standard setback or with extra 3" setback.

MODEL	DESCRIPTION	STEEL PARTITION MOUNTING KIT W/ VISIBILITY
FIXED CENTER PANEL		
S1M1C1FSV	Solid panels	WKC1FSVGM WKC1FSVGM3
S1M2C2FSV	Center and Curb panels perforated	WKC1FSVGM WKC1FSVGM3
HINGED CENTER PANEL "DOOR"		
S1M2HC2FSV	Center and Curb panels perforated	WKC1FSVGM WKC1FSVGM3

S-M-C SERIES PARTITIONS FOR EXPRESS & SAVANA VANS

- Choose from solid or perforated panels.
- Partition mounts behind the B-pillar allowing for maximum cab comfort.
- Center M panels can be fixed or hinged with a key-locking door. All hinged door partitions come standard with two 6" hinges, bulb seal and a slam latch. These features reduce vibration noise.
- Partitions feature pre-drilled holes for adding accessories easily, and larger pass-through holes for routing wiring.
- Stamped steel panels reduce product weight without sacrificing strength.

Note: Extended wing kits reduce the amount of cargo space. Please confirm the interior layout of the van package to confirm that the extended wing kit has adequate room needed for installation. 3" extended wings not compatible with GM Pro/Access vans.

See more partition images and accessories online at adriansteel.com.

FOR A MORE COMFORTABLE MOBILE OFFICE

NEW COMPOSITE PARTITION FOR GM FULL SIZE VAN

Your mobile office is now more comfortable with an Adrian Steel composite partition. Sound deadening reduces driver distractions. Climate control reduces vehicle idle time for warm up and cool down. Generous leg room for less stress behind the wheel. The integrated steel frame provides the same level of performance that you are accustomed to from Adrian Steel.



- Available with or without a clear poly rear-view window.
- Add hooks along the integrated AD rail.
- Features a mounting location by the door for a fire extinguisher (not included.)

PARGM - Composite Partition w/ Visibility

PARGM-NW - Composite Partition





TA1 4-Hook Bar 2" x 12" bar mounts to partition or shelving. Four welded hooks with 2" hanger opening.



PDK1 Steel Partition Door Kit converts M-Series fixed center panel into hinged door with keyed slam latch. Includes two 6" hinges, bulb seal and a slam latch that reduce vibration noise.



PA7 Reflector Kit w/ Bracket Includes reflector kit with metal pocket holder, I.C.C. approved.

PA8 Fire Extinguisher is a rechargeable, 2-1/2 lb. dry chemical extinguisher. Stops Class A, B and C fires. Complete with charge gauge and mounting bracket.



PA9 First Aid Tray secures first aid box to partition or other vertical surface. Measures: 11"W, 4-1/2"H, 3-1/8"D



PA10 File Holder Organizes paperwork. Measures: 12"W, 7"H, 5"D.





TH30 or TH50 Tank Holder holds 30lb. or 50lb. tank to partition or other vertical surface.



THE NEXT GENERATION OF CARGO MANAGEMENT SOLUTIONS

Tools, equipment and cargo come in all shapes and sizes and until now, there hasn't been a shelving unit that is **truly adjustable**. The ADseries is the first of it's kind where, with only a screwdriver, you can simply remove the front shelf bolts and move the shelf where you need it. Shelves can be adjusted in one inch increments and provide the most flexible shelving solution available.



TRULY ADJUSTABLE SHELVES

All you need is a phillips head screwdriver! The unique shelf design features rear shelf studs that lock the shelves in place and speed nut clips that allow you to attach bolt on easily! Simply remove two bolts from the speed nut clips at the front lip of the shelf, tilt the shelf upwards to disengage the rear studs, move the shelf to your desired location, insert the rear shelf studs, reattach the bolts and you're done!



ADAPTABLE INTERIOR

Everyone likes to set their work van up their own way. The ADseries allows you position the shelving where you need it. Exclusive to the ADseries, the unique rail system enables you to reposition the shelving along the rail, increasing the available space for trade specific equipment. All of this is done without removing bolts, plugging holes and redrilling the van! The 6" knock out of the stamped steel end panels provides a 48" floor space to accommodate 4'x 8' sheet goods (up to 22 sheets of 1/4" drywall or a combination of thicknesses).



ADD ACCESSORIES

Businesses change over time and your van interior should be able to change with your needs. Plug and Play shelves have prepunched holes that allow adding storage solutions easily! ADseries dividers simply snap in place, drawer units and door kits simply bolt into place. Many Adrian Steel accessories can be added to the ADseries shelving with the rail adapter kits and end panel brackets.

MODEL	SIZE	DESCRIPTION
AD28NV2	28"W x 46"H x 14"D	fits City Express
AD32FP	32"W x 46"H x 14"D	fits Express/Savana/City Express
AD44FP	44"W x 46"H x 14"D	fits Express/Savana
AD50FP	50"W x 46"H x 14"D	fits Express/Savana
RKFSVLWB	Mounting Rail Kit	fits Express/Savana
RKFSVXLWB	Mounting Rail Kit	fits Express/Savana
RK67NV2-CS	Passenger Side Mounting Rail Kit	fits City Express
RK67NV2-SS	Driver Side Mounting Rail Kit	fits City Express
RKNV2-CS	Passenger Side Mounting Plate Kit	fits City Express
RKNV2-SS	Rail Kit-streetside	fits City Express

MODEL	SIZE/DESCRIPTION
DV14C1	Shelf Divider
DV14C8	14" Shelf Dividers
DK3010	Door Kit
DK4208	Door Kit w/ Open Back
DK4210	Door Kit w/ Open Back
DK4810	Door Kit
DK532	Door Kit w/ Back Panel
BRK14EPS	End Panel Mounting Bracket
RKA1	Rail Kit Adapter/See list at right
RKA3	Rail Kit Adapter3/See list at right
RKA4	Rail Kit Adapter4/See list at right
RKAWTR	Welded Tank Rack Rail Adapter
RKA919	Drawer Riser Kit
35325-G	32" Long Shelf
35327-G	44" Long Shelf
35328-G	50" Long Shelf

RKA3 – Rail Adapter Kit3
Use with: #1, #12, #2, #8, DC Units, 17A, TA19, TA5


RKA4 – Rail Adapter Kit4
Use with: CL1446R, #40, KD Shelving Units, #33W, JD Shelving

BRK14EPS – End Panel Mounting Bracket. Use with: 17A, CB5, 43, TA19, WRH5, UH10/50, PA9, PA8, ACT3/4, PA7, TH30, TH50, TA5

Note: Rails are not included with the shelf units.
Rail kits must be ordered separately.
Note: Shelves have the following weight ratings:
Shelves positioned with the shelf lip facing up have a rating of 100 lbs. per shelf evenly distributed.
Shelves positioned with the shelf lip facing down have a rating of 200 lbs. per shelf evenly distributed.

CONFIGURE SHELF SPACING TO YOUR SPECIFIC CARGO MANAGEMENT NEEDS.

Adrian Steel Adjustable Shelving is available in narrow, 10" units up through extra long, 60" units and are designed to best utilize the space within your van. Set shelf space to fit your particular needs. Shelf lips keep items from rolling off shelf while in transit. Locking Door Kits convert a shelf into an enclosed, locking cabinet.



JD SERIES JUMBO DEEP SHELVING

- Available in 18" and 24" depths.
 - Shelf gussets and floor rail provide extra strength.
 - 18" deep units contain one 14" and two 18" deep shelves.
 - 24" deep units have squared end panels and two shelves.
- See chart.

MODEL	OVERALL SIZE	OPEN SHELF SPACE
JD42FP	42"W x 46"H x 18"D	14.58 sq ft
JD52FP	52"W x 46"H x 18"D	18.56 sq ft
JD48FP	48"W x 48"H x 24"D	20.21 sq ft
JD60FP	60"W x 48"H x 24"D	20 sq ft

HD SERIES HEAVY DUTY SHELVING


- Features shelf gussets and full floor-rail that provide extra strength, and contoured end panels that maximize aisle space.
- Contains 12" deep top tray with 2" lip and two 14" deep shelves with 4" lip.

MODEL	OVERALL SIZE	DOOR POSITION	DOOR KIT MODEL	OPEN SHELF SPACE
HD-32FP	32"W x 46"H x 14"D	Shelf Floor	DK532*	8.89 sq ft
HD-42FP	42"W x 46"H x 14"D	Shelf Floor	DK542* DK544	11.67 sq ft
HD-52FP	52"W x 46"H x 14"D	Shelf Floor	DK552*	14.44 sq ft

* Back panel included with door kit

KD SHELVING

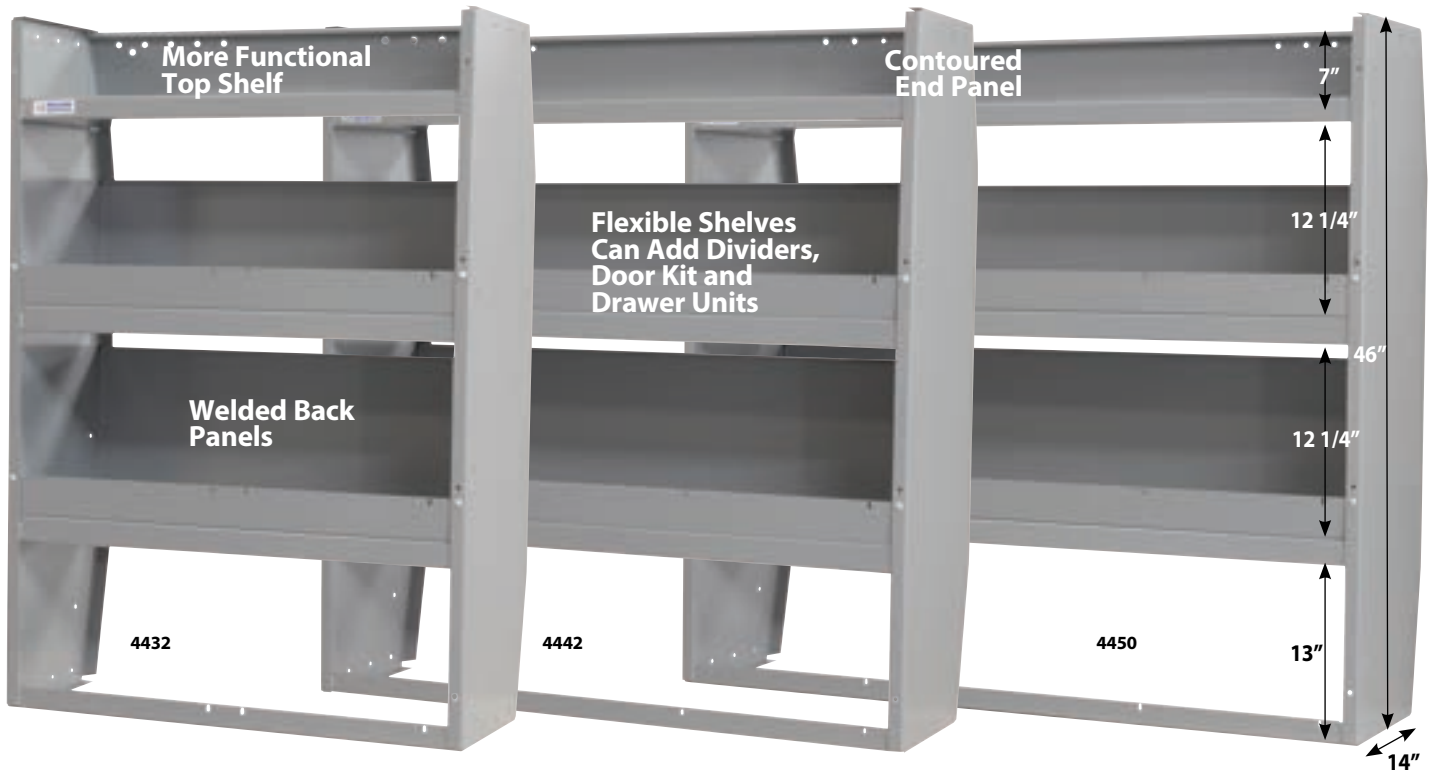
- KD shelf racks feature shelves that are fully adjustable on 1" centers.
- The 33W have welded, contoured end panels and contain two welded shelves and three adjustable shelves.



Contoured top and bottom steel end panels maximize aisle space.

MODEL	OVERALL SIZE	SHELF LIP	OPEN SHELF SPACE
33W	10"W x 46"H x 14"D	1"	4.71 sq ft

NOW AVAILABLE IN 32", 42" & 50" LENGTHS



MODEL	DESCRIPTION
4432	Welded 3-Shelf Unit
4442	Welded 3-Shelf Unit
4450	Welded 3-Shelf Unit



Contoured top and bottom steel end panels maximize aisle space.

ACCESSORIES FOR WELDED SHELVING

Upgrade the 44 Series with Dividers, DC Drawer Units, Lock & Latch drawer units, Door Kits and our popular #28 Parts Bin!

Plug & Play units – add accessories in minutes!



DRAWER COMPONENT SHELVES

- Create customized shelving modules with drawer component shelves.
- Built to bolt onto the DC6 and DC12, these shelves can provide additional storage space.
- The shelves are available in 18", 24" and 36" wide configurations.
- Feature a 1" shelf lip.

ACCESSORIES

MODEL	DESCRIPTION
DV44U1	Top shelf divider (single)
DV44U4	Top shelf divider kit (4 pack)
DV44U	Top shelf divider kit (8 pack)
DV44L1	Lower shelf divider (single)
DV44L4	Lower shelf divider (4 pack)
DK532	Door Kit w/ Back Panel
DK544	Door Kit
DK550	Door Kit
28	Parts Bin

STORAGE MODULES ARE USEFUL COMBINATIONS OF SHELVING AND STORAGE.

When you need a variety of parts and tools to do the job, it is essential that you have them organized and easily accessible. Offering a variety of storage and workbench combinations, Adrian Steel Modules are the key to efficiency when working out of your van.

MD507 SHELF AND DRAWER MODULE

MD507 INCLUDES:

9	4-Drawer Unit w/ Lock
18	Welded 3-Shelf Unit w/ Dividers
19	2-Drawer Unit w/ Lock
40	Wheelwell Bin w/ Lock
43	3-Shelf Literature Rack

42"W x 46.5"H x 14"D



MD506 SHELF AND DRAWER MODULE

MD506 INCLUDES:

9	4-Drawer Unit w/ Lock
12	Adjustable Single Shelf Cabinet w/Lock (2)
19	2-Drawer Unit w/ Lock
40	Wheelwell Bin w/ Lock
43	3-Shelf Literature Rack

42"W x 46.5"H x 14"D



MD508 WORKBENCH MODULE

MD508 INCLUDES:

9	4-Drawer Unit w/ Lock
19	2-Drawer Unit w/ Lock
40	Wheelwell Bin w/ Lock
54	Workbench Top

42"W x 26"H x 14/18"D




MD509 WORKBENCH MODULE

MD509 INCLUDES:

8	3-Drawer Unit (2)
40	Wheelwell Bin w/ Lock
54	Workbench Top
CB2	2-Book File

42"W x 31"H x 14/18"D



WORKBENCH MODULE FOR LOW, MEDIUM & HIGH ROOF

The MD608 Workbench Module features 84" of work top surface perfect for any mobile workshop. Shown with optional 17A 6-Shelf Catalog File and floor Rail Kit. See package 5274TL.

MD608 INCLUDES:


KMB36	Key Machine Base
54	Workbench Top (2)
9	4-Drawer Unit w/ Lock (2)
19	2-Drawer Unit w/ Lock (2)
40	Wheelwell Bin w/ Lock
14	Step Stool

Storage Modules are designed to fit over wheelwells of GM full size vans.

Visit AdrianSteel.com to see more Storage Modules.

SPECIFIC JOBS DEMAND SPECIFIC STORAGE SOLUTIONS.

Cabinet and Drawer Modules provide secure storage for large and small tools and parts. The modular design allows you to get what you need now and the ability to add more when you need it. Whatever the job demands, Adrian has the storage solutions to transport your gear safely and securely.



Vented gas storage solutions

TANK CABINETS

- Provide vented storage for Propane, Mapp gas or CO2 tanks.
- Cabinets feature a full door gasket with two snap latches for positive door closure.
- Interior cabinet cradle and retaining straps (foam yokes for TA19) secure tanks and prevent movement.
- Floor vent and tubing are included for exhausting fumes.
- Propane cabinets store 20, 30 or 40 lb. tanks.
- Mapp Gas Cabinets store 6 1/2" diameter tanks.
- CO2 Tank Cabinets store 20 lb. cylinders.

MODEL	DESCRIPTION	CABINET SIZE
TA19	Compressed Gas Tank Cabinet	13"W x 32"H x 12-1/2"D

SHELF CABINETS

- Available in 12" and 18" front to rear lengths
- Can be used free standing or stacked with our lockable drawer units.
- Feature locking recessed tee-handles for secure storage and receive a durable gray powder coat finish.
- Cabinets feature an open side and can be combined for side-by-side use holding items up to 35" long.
- Optional end panel can be added to close off side when required.
- Include an adjustable shelf that can be removed
- Cabinets provide a solid surface to stack modular drawers, cabinets and bins.



Folding T handles don't stick out into aisles.

MODEL	DESCRIPTION	CABINET SIZE
1	Adjustable Single Shelf Cabinet w/Lock	18"W x 22"H x 18"L
12	Adjustable Single Shelf Cabinet w/Lock	18"W x 22"H x 12"L
1A	Cabinet Shelf	No. 1
12A	Cabinet End Panel	No.12



40 WHEEL WELL COVER CABINET

- Wheel well cover cabinets are designed with an open back and bottom.
- Serves as an enclosure for rear wheel wells.
- Provides a solid surface to stack modular drawers, cabinets and bins.
- Cabinets come with locking recessed tee-handles for secure storage.
- Finished with a durable gray powder coat finish.
- Cabinet size 42"W x 12.5"H x 14"L




CABINET LOCKERS

- Full-door Lockers feature a 46" high storage space with 3 removable shelves.
- Short-door Lockers feature a 33" high storage area and with 2 removable shelves.
- Locker doors are reversible for flexibility and feature locked recessed T-handles for security.
- Cabinet Lockers taper from 14" to 12" from front to back in depth at top and bottom to maximize aisle space.

MODEL	DESCRIPTION	CABINET SIZE
CL1446R	Adjustable 3-Shelf Cabinet w/ Lock	18"W x 46"H x 14"D



2.5" deep drawers come with ABS divided and removable trays perfect for small parts.



Latched & Locked Latched & Unlocked Drawers Unlatched Drawers Open

MODEL	DESCRIPTION	DRAWER SIZE (QTY.)
19	2-Drawer Unit w/ Lock	16"W x 5"D x 11-1/2"L (2)
919	3-Drawer Unit w/ Lock	16"W x 2-1/2"D x 11-1/2"L (2) 16"W x 5"D x 11-1/2"L (1)
9	4-Drawer Unit w/ Lock	16"W x 2-1/2"D x 11-1/2"L (4)
27	Drawer Divider Assembly	19 or 919 Drawer (1)


Steel outer cabinet measures 18"W x 12"H x 12"L.

DRAWER UNITS – LOCK 'N LATCH SYSTEM

- Our exclusive Lock 'n Latch system provides a choice of drawers open, drawers retained or drawers locked position.
- Drawers are made of an engineered composite material for durability with heavy-duty drawer glides for support and smoother drawer operation.
- The new drawer glides significantly increase the ease of use when opening and closing the drawer units. They all but eliminate the rattle noise of the drawers when the driving the vehicle.
- Drawers and glides can be repositioned within cabinet for increased flexibility.
- Divide 5" deep drawers into compartments using optional metal "egg crate" dividers.

DRAWER COMPONENTS

- Organize small parts with our flexible and rugged composite Drawer Components.
- Drawer retention stops prevent drawers from opening while the vehicle is in transit.
- Made of a hi-impact polymer for a quiet operation.
- Each drawer comes with 2 dividers and 7 divider slots.
- Interlocking feature allows up to 2 units stacked vertically or multiple units horizontally.
- Choose from Adrian Steel's pre-configured drawer systems or create your own drawer system from the base models.



MODEL	DESCRIPTION	OVERALL SIZE
DC6	3-Drawer Unit	6"W x 12"H x 12"D
DC12	3-Drawer Unit	12"W x 12"H x 12"D

5lb. weight capacity per drawer.

DRAWER UNITS – LOCKING HINGE AND HASP

- Drawers are welded and have reinforced drawer slides for strength.
- Can be locked with a padlock (not included) for security.
- Divide drawers with optional metal "egg crate" dividers.



#2 Cabinet Size
18"W x 24"H x 18"L

#8 Cabinet Size
18"W x 18"H x 12"L

MODEL	DESCRIPTION	DRAWER SIZE (QTY.)
8	3-Drawer Unit	16"W x 5"D x 11-1/2"L (3)
2	4-Drawer Unit	16"W x 5"D x 17-1/2"L (4)
26	Drawer Divider Assembly	No. 8 Drawer (1)

BE MORE EFFICIENT WITH INVENTORY THAT IS READY TO GO WHEN AND WHERE YOU ARE.

Versatile, lightweight, durable, convenient and mobile - these **Portable Parts Cases** are perfect for the tech who needs to carry small parts and inventory to the jobsite.

The impact resistant body can be organized with the included adjustable dividers. The see-through lids with snap latches make identifying contents easy.

PPCS 14" x 14" x 3.75"
PPCL 14" x 14" x 6.25"



CH-EP
 15.5" x 11.25" x 37.5"

* FIRST AID KIT
 NOT INCLUDED



CHPPC5SM
 16.5" x 14" x 35"



Add a single **CH1514SGL 15" x 14" x 12"** or double **CH-1514DBL 15" x 14" x 12"** **Case Holder** to an existing shelf to house included cases that stay put while in transport.

INCORPORATE THE PORTABLE PARTS CASES INTO YOUR VAN WITH THE STORAGE OPTION THAT FITS YOUR NEED.

Three different **Case Holder** options give you the ability to house multiple Portable Parts Cases near the vehicle door for easy access to grab-and-go. The **CH-EP** and **CHPPC5SM** include a tray that holds an optional first aid kit and feature slanted shelves.

The **CHPPC4S** includes four PPCS cases and each shelf has a retaining lip to keep cases in place.



CHPPC4S
 14 3/8" x 14 3/8" x 18"

KEEP WORK ORDERS AND INVOICES ORGANIZED AND SECURE WITH ADRIAN'S STORAGE FILES.

TDC12 Tech Desk



Tech Desk Center Console

- Lid tray with non-slip coating to protect your electronics from sliding while driving.
- Ignition triggered USB ports keep your electronics charged without draining your vehicle battery.
- Interior LED lights make it easy to see your stored materials.
- Non-slip internal organization to protect electronics from banging against metal during your commute.
- Lockable lid keeps your valuable electronics safe and secure when you're away from your vehicle.
- Easy access to your clip board.



CCD12 Center Console
**CCDLTH Center Console Lap-
 top Holder**
**CCDHF12 Center Console
 Hanging File**


Literature Files



- 1: CB5 5-Slot Literature Rack** Mount on partition or other vertical surface. 2-1/2" deep pockets. Overall size: 12"W, 24"H, 2-1/2"D.
- 2: CB7 7-Slot Literature Rack** Mount on partition or other vertical surface. 6-3/4" deep pockets. Overall size: 14-3/4"W, 28-7/8"H, 7"D.
- 3: 17A 6-Shelf Catalog File** Designed for catalogs but also serves to store a variety of materials between the 3" shelf spacings. Overall size: 11"W, 24"H, 12"D.
- 4: 43 3-Shelf Literature Rack** Fits in narrow spaces. It has three tilted shelves. Perfect for binders and catalogs. Overall size: 6" W, 34" H, 12" D.

- 5: BH4 4-Slot Literature Rack** Designed to mount on partition or almost any vertical surface. Excellent for binders. Each pocket is 2 1/2" deep. Overall size: 12-3/4" W, 19-1/2" H, 2-1/2" D.

ADRIAN'S FLOOR DRAWER IS THE FINEST FLOOR STORAGE UNIT YOU CAN BUY.



- 14 Gauge steel outer cabinets are constructed with top channel cross support members for strength and rigidity.
- Drawers are constructed with double sidewalls to prevent bowing and to accommodate items up to 48" in length.
- The anti-slam latch stops drawers from completely closing without positive latch activation.
- Heavy-duty grab handle and push button lock allows for comfortable, one-handed drawer operation.
- Durable powder coat finish will provide years of rugged service.
- Easy glide drawers with full width recessed conveyor roller at front and hardened steel roller bearings at rear.
- Install at rear or side doors, and units can be stacked.



SA-10



SA-20



SA-40

FLOOR DRAWER DEEP SERIES

MODEL	DESCRIPTION	CABINET SIZE	DRAWER SIZE	DIVIDER (QTY.)
SA-10	Single Compartment Floor Drawer	10"W x 12"H x 51-1/2"D	9-5/8"W x 8-1/2"H x 48-1/2"D	DV9(5)
SA-20	Single Compartment Floor Drawer	20"W x 12"H x 51-1/2"D	19-5/8"W x 8-1/2"H x 48-1/2"D	DV19(5)
SA-40	Triple Compartment Floor Drawer	40"W x 12"H x 51-1/2"D	9-5/8"W x 8-1/2"H x 48-1/2"D (2) 19-5/8"W x 8-1/2"H x 48-1/2"D	DV9(10) DV19(5)

Floor Drawer Dividers are available and are sold individually.



SAJ-10



SAJ-20



SAJ-30



SAJ-40

FLOOR DRAWER SHALLOW SERIES Floor Drawer quality in a lower profile

MODEL	DESCRIPTION	CABINET SIZE	DRAWER SIZE	DIVIDER (QTY.)
SAJ-10	Single Compartment Floor Drawer	10"W x 8-1/2"H x 51-1/2"D	9-5/8"W x 5-1/4"H x 48-1/2"D	DVJ9(5)
SAJ-20	Single Compartment Floor Drawer	20"W x 8-1/2"H x 51-1/2"D	19-5/8"W x 5-1/4"H x 48-1/2"D	DVJ19(5)
SAJ-30	Double Compartment Floor Drawer	30"W x 8-1/2"H x 51-1/2"D	9-5/8"W x 5-1/4"H x 48-1/2"D 19-5/8"W x 5-1/4"H x 48-1/2"D	DVJ9(5) DVJ19(5)
SAJ-40	Triple Compartment Floor Drawer	40"W x 8-1/2"H x 51-1/2"D	9-5/8"W x 5-1/4"H x 48-1/2"D (2)	DVJ9(10)

ADRIAN'S BLUE BIN SYSTEM IS PERFECT FOR VISUAL INVENTORY MANAGEMENT.

- 6" and 12" bins maximize the ADseries shelf space.
- The bins can nest on top of each other when at the job site or in the warehouse getting filled to go.
- Add a label to the front so you can find parts quickly
- Each bin can accommodate one optional divider.




SBIN120614

SBIN060614



MODEL	DESCRIPTION
SBIN060614	Snap In Bin
SBIN120614	Snap In Bin
SBINDIV	Snap In Bin Divider

PROTECT YOUR VAN AND CARGO WITH ADRIAN STEEL FLOOR MATS.




Floor Mats are die-cut for wheelwells and meet flammability test MVSS 302. Made of 3/16" rubber, diamond corrugated pattern. Side stepwell and seat pedestals require some trimming.
88-2 Workmat
88-9 Workmat Kit

SAFELY TRANSPORT REFRIGERANT TANKS IN AN ADRIAN STEEL TANK RACK.



Safely carry 30-lb. and 50-lb. refrigerant tanks securely in your van. Tank Racks can be installed for easy access from the side or rear van doors for increased ergonomics and reduced risk of injury. For customers with a high roof van, these products can be stacked to carry more tanks by using the vertical space in you van.



MODEL	DESCRIPTION	HOLDS PG 16
TR330	Tank Rack, 3 (30lb)	Three 30lb. tanks
TR230150	Tank Rack, 2 (30lb), 1 (50lb)	Two 30lb. & one 50lb. tanks
TR350	Tank Rack, 3 (50lb)	Three 50lb. tanks
TR430	Tank Rack, 4 (30lb)	Four 30lb. tanks
TRSHELF30	4" Shelf for 30lb racks	
TRSHELF50	4" Shelf for 50lb racks	

*Please confirm the location of the tank rack and tray, some interior locations will not accommodate the tray due to the contour of the vehicle.



1

2

3

4

5

1: DST21 Door Storage Tray offers convenient access to parts and tools.
Overall size: 20" W, 4" D, 8" H

2: Aerosol Can Tray secure cans for easy access.
ACT3 - 3-Place Aerosol Can Holder
ACT4 - 4-Place Aerosol Can Holder

3: 14 Step Stool has a wide base and is 12" high. Stool can be used with a workbench or as an auxiliary step. Top measures 10" x 20" One size.

4: TA2 Hard Hat Holder secures hat to partition or shelving.

5: VMA36 Vise Mount Assembly is floor mounted and telescopes out beyond side or rear cargo doors when fully opened. Measures 36" closed and 60" open.

6: Touch-Up Paint in spray cans match Steel-Cote™ finish. Three colors:
STP12G - Gray **STP12W** - White **STP12B** - Black

7: Door Tray comes with two dividers and has optional lid for containment.
DT21 - Door Tray Overall size: 18" W, 4" D, 4" H
DTL21 - Door Tray Lid for DT21 only
DTWL21 - Door Tray w/ Latching Lid Overall size: 20" W, 4" D, 4" H

8: Hooks organize a variety of cargo in easy-to-access locations.
UH10 - Utility Hook
UH25 - Utility Hook
UH50 - Utility Hook
- 4-hook bar

9: Parts Tray features a 2" deep shelf lip. Can be mounted to cabinet and drawer modules for added top storage.

4B - Parts Tray Overall size: 18" W, 12" D, 2" H



Storage for small parts 7

6



8



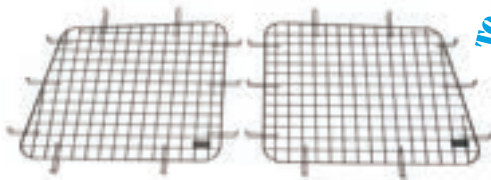

9

REEL HOLDERS



WRH5 5-Bar Spool Holder Five removable bars hold wire spools up to 6" in diameter. Reel Holder mounts to shelf ends or any vertical surface.

Overall size: 12" W, 25" H, 4" D

Wire Window Screens add security to cargo area windows.

60-25 & 60-26 Passenger Side Sliding Door Security Screen
60-21 & 60-22 Passenger Side Hinged Door Security Screen
60-23 & 60-24 Driver & Passenger Side Rear Door Security Screen
60-NV2 Rear Doors Security Screen Kit
60-120 Driver Side Rear Door Security Screen
60-121 Passenger Side Rear Door Security Screen

ALL-NEW & COMPLETELY REDESIGNED ALUMINUM GRIP-LOCK RACK

Off-the-Roof, Angled Design Offers a Lower Reach Height than Traditional Grip-Lock Racks.

The innovative "tilt angle" design offers a lower reach height than traditional grip lock racks.

Improved Grip-Lock design allows for easy adjustment.



Technicians that are 5'-7" or taller can easily load and unload the rack without climbing up on anything.



- 61-GLGM2 - Passenger Side Grip Lock Ladder Rack
- 63-GLGM2 - Dual-Sided Grip Lock Ladder Rack
- GLSLKFSV - Step Ladder Kit

Adrian Steel's completely redesigned grip-lock style ladder rack is designed to make your job easier when loading and unloading your ladders. The innovative "tilt angle" design offers a lower reach height than traditional grip lock style racks. Technicians that are 5'7" or taller can safely load and unload ladders with out having to climb up on something.

Our improved Gen. 2 Grip-Lock design now features an inner rail that comes standard. This rail allows for maximum adjustment and ease of use with the step ladder kit for many types of step ladders. Also, we have repositioned the location of the handle and allowed for the handle and latch to be repositioned if needed based on the step ladder.

Standard rack accommodates 28' extension ladder and 10' step ladder – short step ladders will need optional step ladder kit and up to 32' extension ladder with extension ladder kit.

The all-new Grip-Lock Ladder Rack is an economical option that will look great and perform effortlessly for many years on your van!

GRIP-LOCK LADDER RACK FOR CITY EXPRESS



SHOWN:
63-NV2 Double Grip Lock Ladder Rack

The **City Express Grip-Lock Rack** features an all aluminum design with a natural finish for the best in quality and longevity. The Grip-Lock mounts directly to pre-existing mounting points in the City Express roof, no drilling is required for installation. Available in single and double configurations.

Tip: Adjusting the clamp brackets for your ladder is important to keep the ladder safe and secure.

Adrian Steel PROFILE™
HD Utility Rack.

The perfect rack for your business.

Select a pre-configured rack developed for common industry needs or take charge and build your own with our configuration tool.

This new system is low profile, aerodynamic, lightweight & tough. The clean, simplistic and corrosion resistant construction with stainless steel hardware and durable powder-coat finish is built to withstand heavy use and ensure years of dependability.

Mix and match components and accessories give you the flexibility to get the perfect rack for your business in less time and with less hassle.

Designed to adapt to almost any vehicle (truck, trailer and topper mounting coming soon) and the unique modular design can be easily upgraded for specific utility use.

1. Minimalistic Design.

Sleek, low-profile for great looking integration on any vehicle and was specifically designed and tested to prevent wind noise.



2. Safe, Secure Loading.

Multiple integrated tie-down points come standard for quick and safe transportation.



3. Rugged Wear Strip.

Why let loading and unloading take a toll on your gear and rack systems? Our new, extra-thick Wear Strip comes standard to protect equipment and T-slot crossbars, while keeping debris out of the channels.



4. Industry-Leading Customization.

Profile™ Crossbars have built-in channels for adding Ladder Stops, Rear Roller Assist, Built-In Ratchets, Conduit Kits and additional accessories.



5. 750lb. Load Capacity.

3" x 1.5" Heavy Duty, reinforced extruded aluminum crossbars are tested to support up to 250LBS per crossbar for maximum roof loading capacity.

(Always follow OEM roof rating weight standards for safest loading capacity)





MADE IN USA



Spec & Tech:

PROUDLY MADE IN THE U.S.A.

Rust-free construction with aluminum and galvanized steel components and stainless-steel hardware.

Simple no-drill installation secured to factory mounting points or drip rails

500LB - 750LB (2 or 3 crossbars) weight capacity. Always follow OEM recommended roof rating standards.

Long lasting DURA™ Powder-Coat Finish in TRU white.

30 minute installation time. (Varies by configuration)

One Rack, Endless Configurations.
Build the perfect rack for your business.

Rear Roller Assist
FULL-SIZE VANS ONLY

Single Crossbar Add-On

68" Crossbars FULL-SIZE VANS
58" Crossbars COMPACT VANS

Ladder Stop

4" Upright

6" Upright

9" Upright

9" Ratchet Upright

More Profile™ Functions Coming Soon!

- Drop Down with EZ-up Technology
- Perimeter Side Rails
- GripLoc®

6" End Caps for PVC Kit
70-2NGLR

4" End Caps for PVC Kit
70-1NGLR

12'6" Aluminum Conduit Kit
80-2NGLR

10'6" Aluminum Conduit Kit
80-1NGLR

The perfect rack for your business.

Select a pre-configured rack developed for common industry needs or take charge and build your own with our configuration tool.

1

2-BAR OPTIONS

How to Order: "2-Bar Part Number" + "4-Pack Mounting Kit"



2-Bar w/ 4" Uprights

Full-Size Van #: Compact Van #:

2B4W

2B4CW



2-Bar w/ 6" Uprights

Full-Size Van #: Compact Van #:

2B6W

2B6CW



2-Bar w/ 9" Ratchet Uprights

Full-Size Van #: Compact Van #:

2B9RW

2B9RCW

1

3-BAR OPTIONS

How to Order: "3-Bar Part Number" + "4-Pack Mounting Kit" + "2-Pack Mounting Kit"



3-Bar w/ 4" Uprights

Full-Size Van #: Compact Van #:

3B4W

N/A



3-Bar w/ 6" Uprights

Full-Size Van #: Compact Van #:

3B6W

N/A



3-Bar w/ 9"⁽²⁾ & 9" Ratchet Uprights⁽⁴⁾

Full-Size Van #: Compact Van #:

3B9RW

N/A



3-Bar w/ 6" Uprights & Rear Roller

Full-Size Van #: Platform:

3B6RRGMW

Express / Savana

*Does not work with Transit High Roof 148" Extended or Sprinter High Roof 170" Extended

2

3

MOUNTING BRACKETS

4-Pack

2-Pack

Vehicle Platform:

GM

GMMBK4W

GMMBK2W

Express / Savana



Or scan to build a 100% custom rack.

What to order:

1

2

3

2-Bar Rack:

2-Bar Rack part number

+

4-Pack part number

3-Bar Rack:

3-Bar Rack part number

+

4-Pack part number

+

2-Pack part number

Scan to view racks.



Scan to build your own rack.



Scan to find your distributor.



STORING LADDERS INSIDE YOUR WORK VAN IS EASY AS 1, 2, 3, WITH OUR LADDER KEEPER.

Designed to be loaded from outside the vehicle, the Ladder Keeper features a spring-loaded clamp that holds the ladder securely in place. Just set the top of the ladder in the front clamp bracket and push it forward until the bottom of the ladder sits in the rear clamp bracket. Can be mounted to the ceiling or wall of the vehicle to keep ladders inside and out of the elements.




1 Simply press ladder inward to release rear ladder rung from the rear clamp bracket.



2 Walk the ladder back as the front clamp bracket glides on the track.



3 Remove front rung from the front clamp bracket and you're ready to go to the job site!



Keep ladders out of the elements and off the floor.

Adjusts to fit all ladder types and lengths.

Ladder Keeper includes all parts needed to carry up to a 6' ladder in a regular wheelbase van and an 8' ladder in a long wheelbase van. To accommodate larger vehicles or ladders, you will require the LKX extension that provides 4' of additional track.

LK8 - Ceiling Ladder Holder

LKX - Ceiling Ladder Holder Extension

STORAGE SOLUTIONS THAT STAND UP TO THE JOB.

General Contractor packages feature flexibility with adjustable shelving and drop in dividers that can be configured for what you need today and adjusted for what you need down the road. Complete the package with a ladder or cargo rack, a driver data file to organize your paperwork, and a graphic to turn your vehicle into a billboard for your business.


GENERAL SERVICE STARTER

PACKAGE

4317G GM FSV long wheelbase

4317GX GM FSV x-long wheelbase

ITEM	MODEL	DESCRIPTION	QTY
1	AD44FP	Adjustable 3-Shelf Unit	3
2	RKFSVLWB	Mounting Rail Kit	1
3	DV14C8	14" Shelf Dividers	1
4	919	3-Drawer Unit w/ Lock	1
5	S1M2HC2FSV	Steel Partition Panel Kit w/ Visibility & Door Kit	1
6	UH50	Utility Hook	2
7	DK4208	Door Kit w/ Open Back	2
8	TA1	4-Hook Bar	1
9	19	2-Drawer Unit w/ Lock	1
10	DC6	3-Drawer Unit	1
11	BRK14EPS	End Panel Mounting Bracket	2
12	WKC2FSVGM	Partition Wing Kit	1




All Trade Packages include a steel cargo partition.



PLUMBING & HVAC STARTER PACKAGE

4318G GM FSV long wheelbase
4318GX GM FSV x-long wheelbase


ITEM	MODEL	DESCRIPTION	QTY
1	AD44FP	Adjustable 3-Shelf Unit	3
2	RKFSVLWB	Mounting Rail Kit	1
3	DV14C8	14" Shelf Dividers	1
4	919	3-Drawer Unit w/ Lock	1
5	S1M2HC2FSV	Steel Partition Panel Kit w/ Visibility & Door Kit	1
6	WTR230150	Welded Tank Rack	1
7	19	2-Drawer Unit w/ Lock	2
8	DC6	3-Drawer Unit	3
9	DC12	3-Drawer Unit	1
10	DK4208	Door Kit w/ Open Back	2
11	TA1	4-Hook Bar	1
12	VMA36	Vice Mount Assembly	1
13	BRK14EPS	End Panel Mounting Bracket	1
14	RKAWTR	Welded Tank Rack Rail Adapter	1
15	WKC2FSVGM	Steel Partition Mounting Kit w/ Visibility	1



ELECTRICAL & GAS STARTER PACKAGE

4319G GM FSV long wheelbase
4319GX GM FSV x-long wheelbase

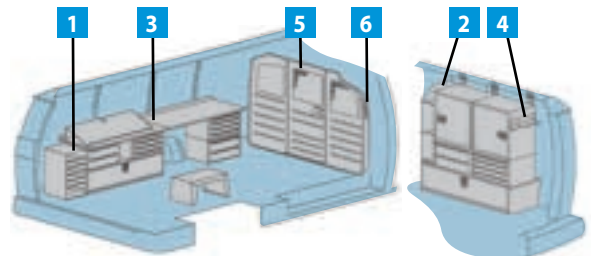
ITEM	MODEL	DESCRIPTION	QTY
1	AD44FP	Adjustable 3-Shelf Unit	3
2	RKFSVLWB	Mounting Rail Kit	1
3	DV14C8	14" Shelf Dividers	1
4	919	3-Drawer Unit w/ Lock	1
5	S1M2HC2FSV	Steel Partition Panel Kit w/ Visibility & Door Kit	1
6	WRH5	5-Bar Spool Holder	1
7	19	2-Drawer Unit w/ Lock	1
8	DK4208	Door Kit w/ Open Back	2
9	DC6	3-Drawer Unit	3
10	DC12	3-Drawer Unit	1
11	9	4-Drawer Unit w/ Lock	1
12	TA1	4-Hook Bar	1
13	BRK14EPS	End Panel Mounting Bracket	3
14	WKC2FSVGM	Partition Wing Kit	1



**2255G
 LOCKSMITH
 STARTER PACKAGE**

**GM Full-Size
 Long Wheelbase Vans**

ITEM	MODEL	DESCRIPTION	QTY
1	17A	6-Shelf Catalog File	1
2	MD506	Shelf and Drawer Module	1
3	MD608	Workbench Module	1
4	TA1	4-Hook Bar	1
5	S1M2HC2FSV	Steel Partition Panel Kit w/ Visibility & Door Kit	1
6	WKC2FSVGM	Partition Wing Kit	1



MODEL	PAGE	DESCRIPTION
ACT3	17	3-Place Aerosol Can Holder
ACT4	17	4-Place Aerosol Can Holder
AD28NV2	7	Adjustable 3-Shelf Unit
AD32FP	7	Adjustable 3-Shelf Unit
AD44FP	7	Adjustable 3-Shelf Unit
AD50FP	7	Adjustable 3-Shelf Unit
BH4	14	4-Slot Literature Rack
BRK14EPS	7	End Panel Mounting Bracket
CB5	14	5-Slot Literature Rack
CB7	14	7-Slot Literature Rack
CCD12	14	Center Console
CCDHF12	14	Center Console Hanging File
CCDLTH	14	Center Console Laptop Holder
CH-EP	13	3-Case Holder w/ Cases
CHPPC4S	13	4-Case Holder w/ Cases
CHPPC5SM	13	5-Case Holder w/ Cases
CH1514SGL	13	Single Case Holder w/ Case
CH-1514DBL	13	2-Case Holder w/ Cases
CL1446R	11	Adjustable 3-Shelf Cabinet w/ Lock
DC6	12	3-Drawer Unit
DC12	12	3-Drawer Unit
DDL61GM2	18	Passenger Side Drop Down Ladder Rack
DDLRLK2	18	Adjustable Step Ladder Kit
DK3010	7	Door Kit
DK4208	7	Door Kit w/ Open Back
DK4210	7	Door Kit w/ Open Back
DK4810	7	Door Kit
DK532	7,9	Door Kit w/ Back Panel
DK544	9	Door Kit
DK550	9	Door Kit
DST21	17	Door Storage Tray
DT21	17	Door Tray
DTL21	17	Door Tray Lid
DTWL21	17	Door Tray w/ Latching Lid
DV19	15	Floor Drawer Divider
DV14C1	7	Shelf Divider
DV14C8	7	14" Shelf Dividers
DVJ9	15	Floor Drawer Divider
DVJ19	15	Floor Drawer Divider
DV9	15	Floor Drawer Divider
DV44U	9	Top Shelf Divider Kit
DV44U1	9	Top Shelf Divider
DV44U4	9	Top Shelf Divider Kit
DV44L11	9	Lower Shelf Divider
DV44L4	9	Lower Shelf Divider Kit
GLSLKFSV	19	Step Ladder Kit
GMMBK4W	22	Mounting Brackets, 4-Pack
GMMBK2W	22	Mounting Brackets, 2-Pack
HD-32FP	8	3-Shelf Unit
HD-42FP	8	3-Shelf Unit
HD-52FP	8	3-Shelf Unit
JD42FP	8	3-Shelf Unit
JD52FP	8	3-Shelf Unit
JD48FP	8	2-Shelf Unit
JD60FP	8	3-Shelf Unit
KMB36	10, 28	Key Machine Base
LK8	22	Ceiling Ladder Holder
LKX	22	Ceiling Ladder Holder Extension
MD506	27, 28	Shelf and Drawer Module
MD507	25, 26, 27	Shelf and Drawer Module

MODEL	PAGE	DESCRIPTION
MD508	10	Workbench Module
MD509	10	Workbench Module
MD608	28	Workbench Module
PARGM	5	Composite Partition w/ Visibility
PARGM-NW	5	Composite Partition
PA5-1	6	Partition Climate Control Kit
PA5-2	6	Partition Climate Control Kit
PA5-3GMS	6	Partition Climate Control Kit
PA5-6GMS	6	Partition Climate Control Kit
PA7	6	Reflector Kit w/ Bracket
PA8	6	Fire Extinguisher
PA9	6	First Aid Tray
PA10	6	File Holder
PDK1	6	Steel Partition Door Kit
PPCS	13	Small Portable Parts Case
PPCL	13	Large Portable Parts Case
P2NV2FW	6	Wire Partition
P2NV2S	6	Steel Partition w/ Visibility
RKA1	7	Rail Kit Adapter
RKA3	7	Rail Kit Adapter
RKA4	7	Rail Kit Adapter
RKAWTR	7	Welded Tank Rack Rail Adapter
RKA919	7	Drawer Riser Kit
RKFSVLWB	7	Mounting Rail Kit
RKFSVXLWB	7	Mounting Rail Kit
RKNV2-CS	7	Passenger Side Mounting Plate Kit
RKNV2-SS	7	Driver Side Mounting Plate Kit
RK67NV2-CS	7	Passenger Side Mounting Rail Kit
RK67NV2-SS	7	Driver Side Mounting Rail Kit
RR5	22	Utility Rack Rear Roller
RS4	22	Square Ratchet Strap
S1M1C1FSV	4	Steel Partition Panel Kit
S1M2C2FSV	4	Steel Partition Panel Kit w/ Visibility
S1M2HC2FSV	4	Steel Partition Panel Kit w/ Visibility & Door Kit
SA-10	15	Single Compartment Floor Drawer
SA-20	15	Single Compartment Floor Drawer
SA-40	15	Triple Compartment Floor Drawer
SAJ-10	15	Single Compartment Floor Drawer
SAJ-20	15	Single Compartment Floor Drawer
SAJ-30	15	Double Compartment Floor Drawer
SAJ-40	15	Triple Compartment Floor Drawer
SBIN060614	16	Snap In Bin
SBIN120614	16	Snap In Bin
SBINDIV	16	Snap In Bin Divider
SH12	22	Grab Handle
SRAILAD26	16	26" Bin Rail
STP12G	17	Touch-Up Paint
STP12W	17	Touch-Up Paint
STP12B	17	Touch-Up Paint
TA1	6,17	4-Hook Bar

MODEL	PAGE	DESCRIPTION
TA1WAD	33	4-Hook Bar w/ Adapter
TA2	17	Hard Hat Holder
TA19	11	Compressed Gas Tank Cabinet
TDC12	14	Tech Desk
TH30	6	Tank Holder
TH50	6	Tank Holder
TR330	16	Tank Rack, 3 (30lb)
TR230150	16	Tank Rack, 2 (30lb), 1 (50lb)
TR350	16	Tank Rack, 3 (50lb)
TR430	16	Tank Rack, 4 (30lb)
TRSHLF30	16	4" Shelf for 30lb racks
TRSHLF50	16	4" Shelf for 50lb racks
UH10	17	Utility Hook
UH25	17	Utility Hook
UH50	17	Utility Hook
VMA36	17	Vise Mount Assm.
FR42	30	Floor Rail 42"
VP1	22	Perimeter Ladder Rack
VPE1	22	Side Stop Kit for 2BRS-W
WKC1FSVGM	4	Steel Partition Mounting Kit
WKC1FSVGM3	4	Steel Partition Mounting Kit
WKC2FSVGM	4, 23	Steel Partition Mounting Kit w/ Visibility
WKC2FSVGM3	4	Steel Partition Mounting Kit w/ Visibility
WKX1FSVGM	4, 29	Steel Partition Mounting Kit w/ Visibility
WKX1FSVGM3	4	Wing Kit 3"
WRH5	30	5-Bar Spool Holder
X1FSV	29	Steel Partition w/ Visibility
1	11	Adjustable Single Shelf Cabinet w/Lock
1A	11	Cabinet Shelf
2	12	4-Drawer Unit
2B4W	22	2-Bar w/ 4" Uprights
2B6W	22	2-Bar w/ 6" Uprights
2B9W	22	2-Bar w/ 9" Uprights
3B4W	22	3-Bar w/ 4" Uprights
3B6W	22	3-Bar w/ 6" Uprights
3B9R9W	22	3-Bar w/ 9" & 9" Ratchet Uprights
4B	17	Parts Tray
8	12	3-Drawer Unit
9	10	4-Drawer Unit w/ Lock
12	11	Adjustable Single Shelf Cabinet w/Lock
12A	11	Cabinet End Panel
14	10	Step Stool
17A	14	6-Shelf Catalog File
18	10	Welded 3-Shelf Unit w/ Dividers
19	10	2-Drawer Unit w/ Lock
26	12	Drawer Divider Assembly
27	12	Drawer Divider Assembly
28	9	Parts Bin
33W	8	Welded 4-Shelf Unit
40	10	Wheelwell Bin w/ Lock
43	10	3-Shelf Literature Rack
54	10	Workbench Top
60-21	17	Passenger Side Hinged Door Security Screen
60-22	17	Passenger Side Hinged Door Security Screen

MODEL	PAGE	DESCRIPTION
60-23	17	Driver Side Rear Door Security Screen
60-24	17	Passenger Side Rear Door Security Screen
60-25	17	Passenger Side Sliding Door Security Screen
60-26	17	Passenger Side Sliding Door Security Screen
60-120	17	Driver Side Rear Door Security Screen
60-121	17	Passenger Side Rear Door Security Screen
60-NV2	17	Rear Doors Security Screen Kit
61-GLGM2	19	Passenger Side Grip Lock Ladder Rack
63-GLGM2	19	Dual-Sided Grip Lock Ladder Rack
63-NV2	19	Double Grip Lock Ladder Rack
68-3	20	Step Ladder Support Kit
69-4	20	Ladder Rack Extension Kit
70-1	20	Conduit Kit w/ Round End Caps
70-2	20	Conduit Kit w/ Round End Caps
70-1NGLR	21	4" End Cap for PVC Conduit
70-2NGLR	21	6" End Cap for PVC Conduit
80-1	20,22	Conduit Carrier
80-2	20,22	Conduit Kit
80-1NGLR	21	10'6" Conduit Kit
80-2NGLR	21	12'6" Conduit Kit
88-2	16	Workmat
88-9	16	Workmat Kit
919	12	3-Drawer Unit w/ Lock
2255G	38	Locksmith Starter Package
35325-G	7	32" Shelf ADseries
35327-G	7	44" Shelf ADseries
35328-G	7	50" Shelf ADseries
4317G	23	General Service Starter Package
4317GX	23	General Service Starter Package
4318G	25	Plumbing & HVAC Starter Package
4318GX	25	Plumbing & HVAC Starter Package
4319G	27	Electrical & Gas Starter Package
4319GX	27	Electrical & Gas Starter Package
4432	9, 24	Welded 3-Shelf Unit
4442	9, 24	Welded 3-Shelf Unit
4450	9, 24	Welded 3-Shelf Unit
45047	29	Burco Glass Rack

MODEL	PAGE	DESCRIPTION
-------	------	-------------



ADRIAN STEEL®

Cargo Management Solutions for Commercial Vehicles



QUALITY

- Our products are durable and reliable. Warranty claims are less than 1% of sales.
- Our warranty covers our products for three years or 36,000 miles.

INNOVATIVE PRODUCTS WITH FEATURES THAT MATTER

- Drawers that stay closed while in transit.
- ADseries truly adjustable shelving platform.
- Drop Down and Grip Lock ladder racks that load and unload the safe and right way.
- Interior ladder storage.
- Plug and Play accessories.
- Anti-slam drawer latches, and much more!

COMMITMENT

At Adrian Steel, we are committed to you beyond the upfit!

- A dedicated Customer Care Team at corporate headquarters.
- A network of highly qualified distributors to support you locally.
- Our commitment to provide the best cargo management solutions in North America.



EXPERIENCE

- **Over One Million vans upfitted**, and counting! It's a fact that an organized vehicle increases work flow efficiencies and reduces inventory damages.
- Recognized as a National Truck Equipment Association MVP.

SERVICE

- Adrian Steel Products can be purchased throughout North America at authorized Adrian Steel distributors.
- Adrian Steel Customer Service Representatives are available M-F, 8am - 5pm EST at **1-800-677-2726**.
- E-mail us at info@adriansteel.com with questions, comments and feedback.
- Visit AdrianSteel.com for the most up-to-date product information, distributor locator, product catalogs, videos and more.

adriansteel.com

800-677-2726

906 James St.
Adrian, MI 49221