

FORD
TRANSIT



UPFIT GUIDE



**THE PERFECT FIT
FOR YOUR
TOUGHEST JOBS**

HELPING MOBILE TECHNICIANS WORK MORE EFFECTIVELY BY PROVIDING ORGANIZED STORAGE SOLUTIONS

**AT RANGER DESIGN,
WE BELIEVE MORE IS POSSIBLE.**


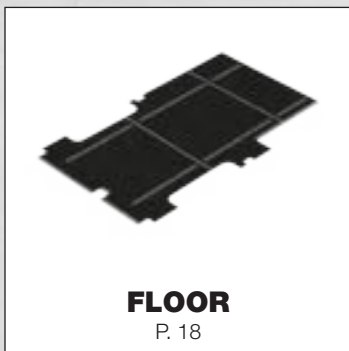

We believe work vehicles and the technicians that drive them can become more organized, more efficient, more productive and more profitable. At Ranger Design we're committed to bringing you the products and services that make that possible.

More means helping you choose the right work van for your application, as well as giving you engineering support and expert advice to help design the most efficient work space in your new vehicle.

More also means getting that new van outfitted and on the road faster, so you can start using it for the reason you bought it.

We're committed to bringing you more, because we believe more is possible.





Large Distributor Network Across the Continent

Buy Ranger Design Quickship service is available through your local distributor. rangerdesign.com/find-distributor

Lead Time Quickship orders placed with Ranger Design before 1PM EST, will ship from our factory in the next business day.



All products shown in this upfit guide are available on Quickship

HOW TO USE THE LAYOUT GUIDE

INSIDE ROOF HEIGHT

To determine the maximum shelf height that can be used in the van.

PARTITION DEPTH

This indicates the space taken up by our partition for this vehicle. Please note that this measurement is determined by the partition that encroaches the most. Some partitions may take up less space. Take note that this measurement may not necessarily be on the floor.

DOOR OPENING

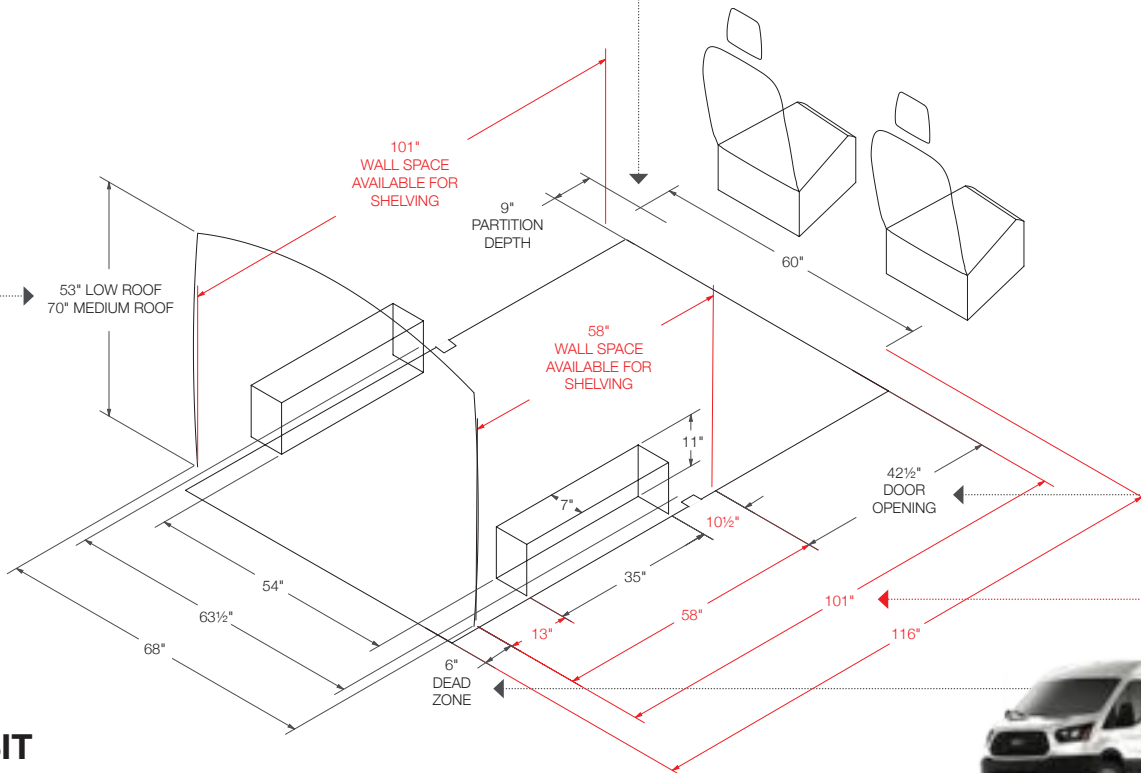
To determine where shelving will land in relation to the door opening. Use this measurement to determine the space available for drawer units.

DIMENSIONS IN RED

These dimensions indicate unique measurements for each wheelbase. Use red dimensions to determine the exact wheelbase of your van.

FLOOR SPACE

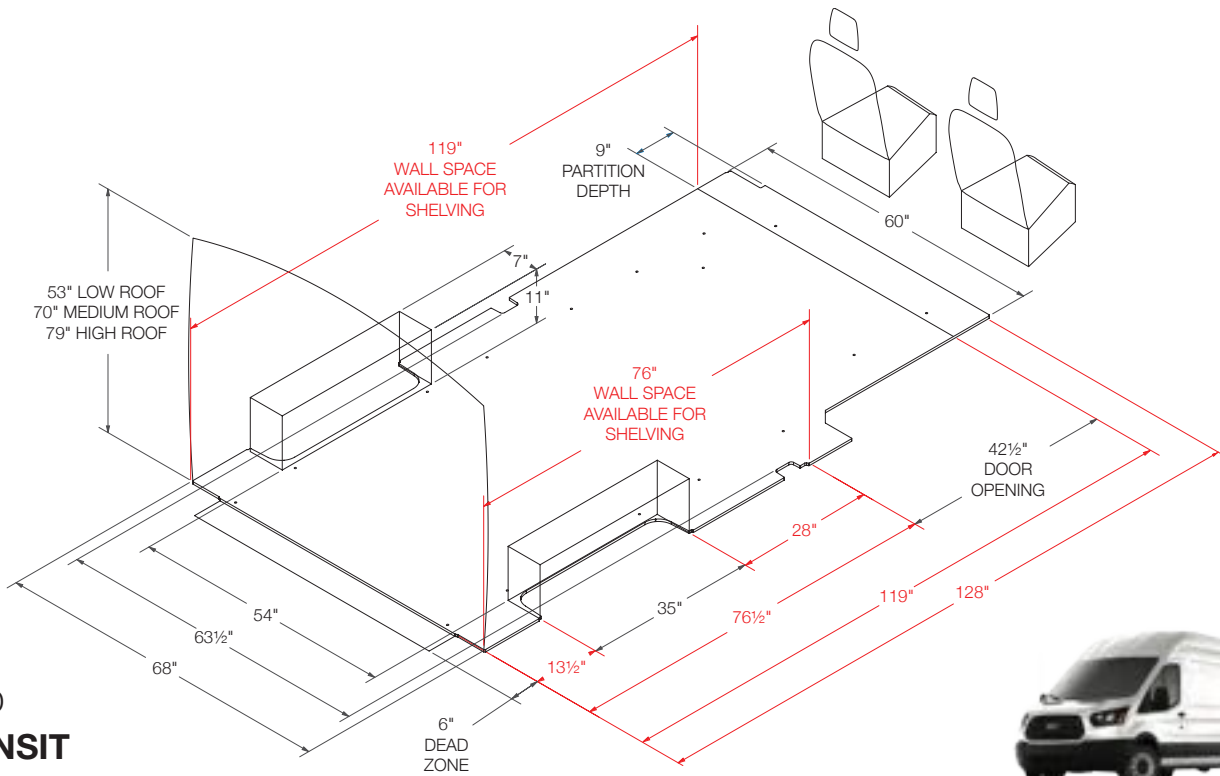
This area is usable floor space but due to curvature of the van there may not be the same available area at the roof. Please measure actual van for specific measurement at roof.



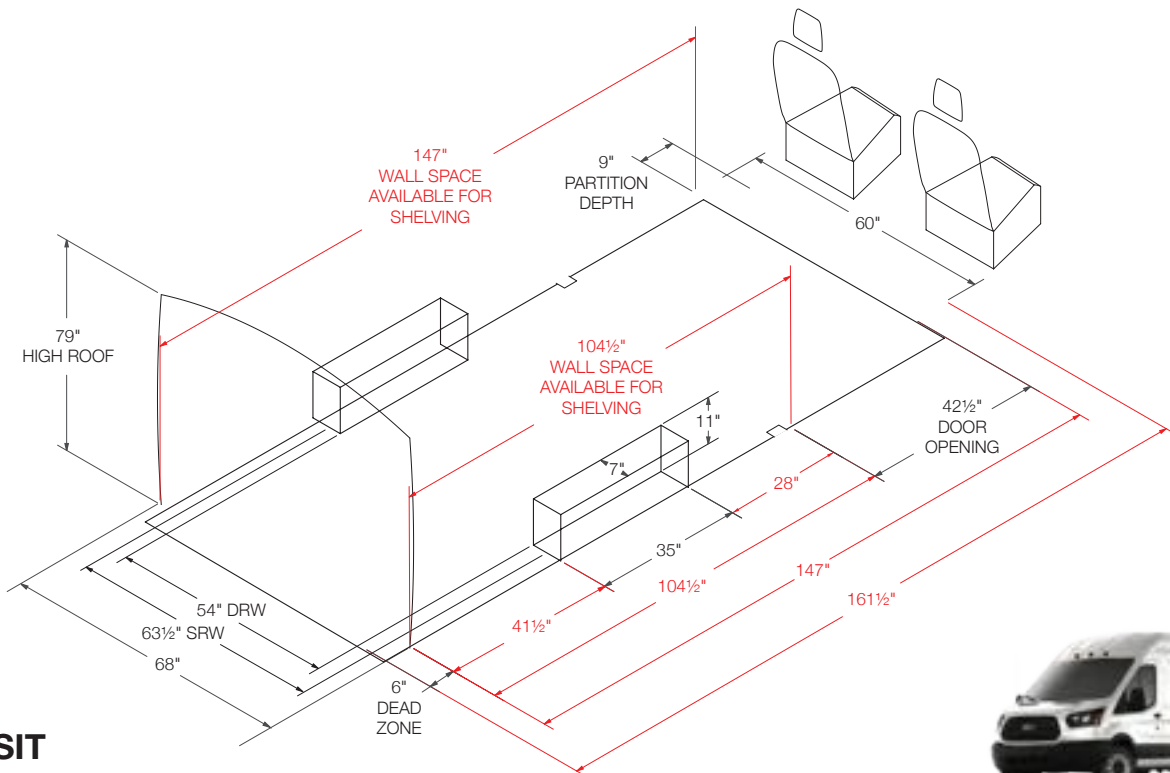
FORD
TRANSIT

Regular 130" Wheelbase





**FORD
TRANSIT**
Long 148" Wheelbase



**FORD
TRANSIT**
Long 148" Wheelbase Extended



CONTRACTOR

CONTRACTOR


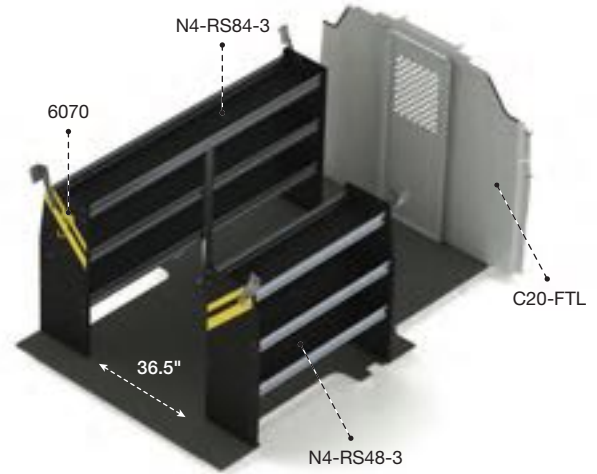
FTL-10

130" OR 148" WHEELBASE

> Low Roof



Qty	Part #	Description
1	6070	6" Hook, 3" opening, painted
1	C20-FTL	Straight steel partition with perforated window, no access
1	N4-RS48-3	Steel shelving unit for low roof van, 14" D x 48" W x 44.5" H
1	N4-RS84-3	Steel shelving unit for low roof van, 14" D x 84" W x 44.5" H



FTR-10

130" WHEELBASE

> Medium Roof




Qty	Part #	Description
1	6070	6" Hook, 3" opening, painted
1	C20-FTM	Straight steel partition with perforated window, no access
1	N5-RS48-4	Steel shelving unit for high roof van, 14" D x 48" W x 62" H
1	N5-RS84-4	Steel shelving unit for high roof van, 14" D x 84" W x 62" H

FTM-10

148" WHEELBASE

> Medium Roof

Qty	Part #	Description
1	6070	6" Hook, 3" opening, painted
1	C20-FTM	Straight steel partition with perforated window, no access
1	N5-RS60-4	Steel shelving unit for high roof van, 14" D x 60" W x 62" H
1	N5-RS96-4	Steel shelving unit for high roof van, 14" D x 96" W x 62" H





VISIT OUR WEBSITE FOR
OUR FULL-LINE OF PARTITIONS



C20-FTH

FTH-10

FTH-10 Package* is identical to FTM-10 Package with the exception of the partition which changes to C20-FTH

*For High Roof 148" & 148" Extended



6070

6" Hook,
3" opening,
painted



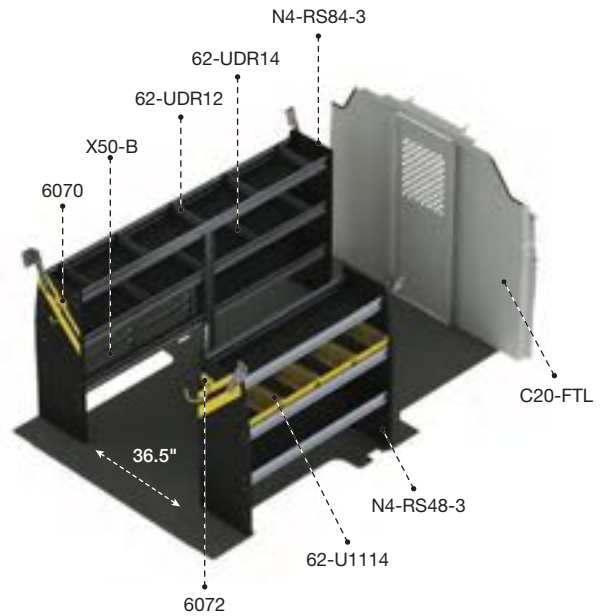
FTL-16

130" OR 148" WHEELBASE

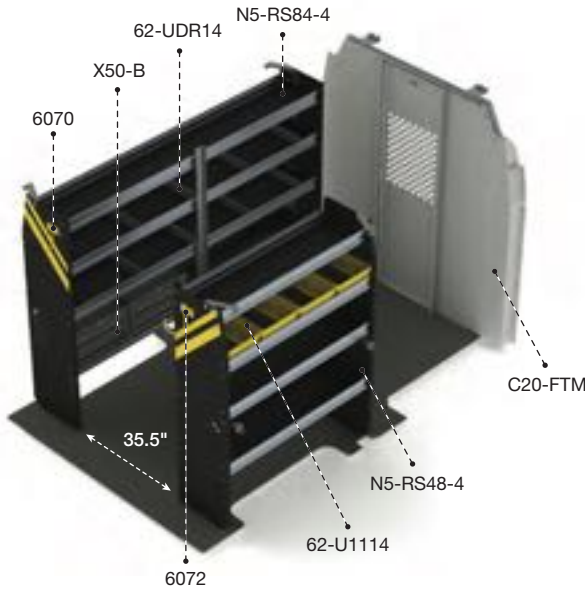
> Low Roof



Qty	Part #	Description
1	6070	6" Hook, 3" opening, painted
1	6072	8" Swivel hook, 4" opening, painted
4	62-U1114	14" Deep plastic bin
1	62-UDR12	Set of 5 dividers for a 12" shelf
1	62-UDR14	Set of 5 dividers for a 14" shelf
1	C20-FTL	Straight steel partition with perforated window, no access
1	N4-RS48-3	Steel shelving unit for low roof van, 14" D x 48" W x 44.5" H
1	N4-RS84-3	Steel shelving unit for low roof van, 14" D x 84" W x 44.5" H
2	X50-B	Compact 2-drawer unit



SERVICE



FTR-16

130" WHEELBASE

> Medium Roof



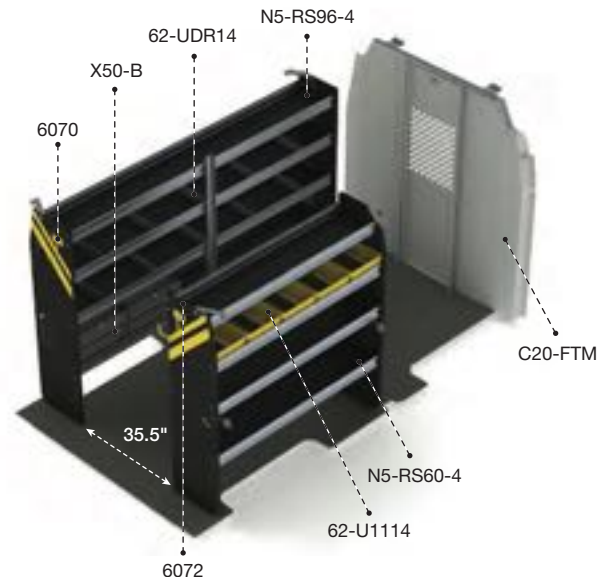
Qty	Part #	Description
1	6070	6" Hook, 3" opening, painted
1	6072	8" Swivel hook, 4" opening, painted
4	62-U1114	14" Deep plastic bin
2	62-UDR14	Set of 5 dividers for a 14" shelf
1	C20-FTM	Straight steel partition with perforated window, no access
1	N5-RS48-4	Steel shelving unit for low roof van, 14" D x 48" W x 62" H
1	N5-RS84-4	Steel shelving unit for low roof van, 14" D x 84" W x 62" H
2	X50-B	Compact 2-drawer unit

FTM-16

148" WHEELBASE

> Medium Roof

Qty	Part #	Description
1	6070	6" Hook, 3" opening, painted
1	6072	8" Swivel hook, 4" opening, painted
5	62-U1114	14" Deep plastic bin
2	62-UDR14	Set of 5 dividers for a 14" shelf
1	C20-FTM	Straight steel partition with perforated window, no access
1	N5-RS60-4	Steel shelving unit for high roof van, 14" D x 60" W x 62" H
1	N5-RS96-4	Steel shelving unit for high roof van, 14" D x 96" W x 62" H
2	X50-B	Compact 2-drawer unit





VISIT OUR WEBSITE FOR
OUR FULL-LINE OF PARTITIONS



C20-FTH

FTH-16

FTH-16 Package* is identical to FTM-16 Package with the exception of the partition which changes to C20-FTH

*For High Roof 148" & 148" Extended



6072

8" Swivel hook,
4" opening, painted



X50-B

2 Drawer cabinet



62-U1114

14" Deep plastic bin
with a center divider

FOR MORE ACCESSORIES, SEE PAGE 20.

ELECTRICAL


FTL-11

130" OR 148" WHEELBASE

> Low Roof



Qty	Part #	Description
1	6063	Paper holder, extra deep, 5 slots
1	6070	6" Hook, 3" opening, painted
1	6072	8" Swivel hook, 4" opening, painted
7	62-U1112	12" Deep plastic bin
2	62-UDR14	Set of 5 dividers for a 14" shelf
1	7124	Reel holder with two 5/8" diameter rods
1	77-U1036	Adjustable shelving door unit - 33" W - for 36" and 72" shelves
1	77-U1048	Adjustable shelving door unit - 45" W - for 48" and 96" shelves
1	C20-FTL	Straight steel partition with perforated window, no access
1	N4-RS48-3	Steel shelving unit for low roof van, 14"D x 48" W x 44.5"H
1	N4-RS84-3	Steel shelving unit for low roof van, 14"D x 84" W x 44.5"H
1	X50-B	Compact 2-drawer unit
1	X50-C	Compact 3-drawer unit



ELECTRICAL


FTR-11

130" WHEELBASE

> Medium Roof



Qty	Part #	Description
1	6063	Paper holder, extra deep, 5 slots
1	6070	6" Hook, 3" opening, painted
1	6072	8" Swivel hook, 4" opening, painted
7	62-U1114	14" Deep plastic bin
2	62-UDR14	Set of 5 dividers for a 14" shelf
1	7124	Reel holder with two 5/8" diameter rods
1	77-U1036	Adjustable shelving door unit - 33" W - for 36" and 72" shelves
1	77-U1048	Adjustable shelving door unit - 45" W - for 48" and 96" shelves
1	C20-FTM	Straight steel partition with perforated window, no access
1	N5-RS48-4	Steel shelving unit for high roof van, 14"D x 48" W x 62"H
1	N5-RS84-4	Steel shelving unit for high roof van, 14"D x 84" W x 62"H
1	X50-B	Compact 2-drawer unit
1	X50-C	Compact 3-drawer unit

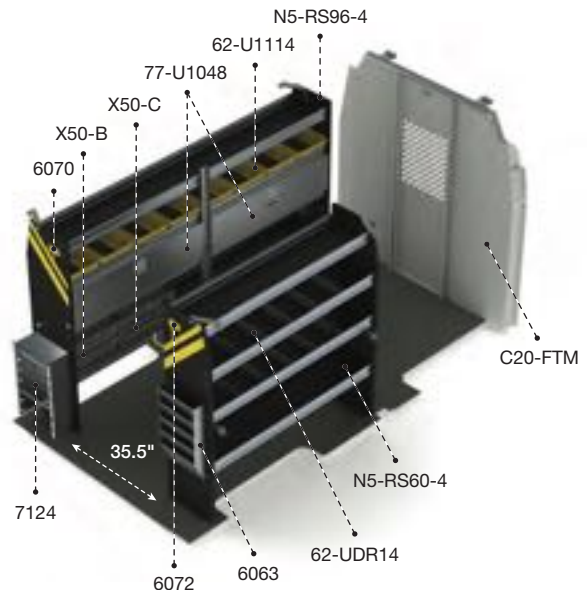


FTM-11

148" WHEELBASE

> Medium Roof

Qty	Part #	Description
1	6063	Paper holder, extra deep, 5 slots
1	6070	6" Hook, 3" opening, painted
1	6072	8" Swivel hook, 4" opening, painted
8	62-U1114	14" Deep plastic bin
2	62-UDR14	Set of 5 dividers for a 14" shelf
1	7124	Reel holder with two 5/8" diameter rods
2	77-U1048	Adjustable shelving door unit - 45" W - for 48" and 96" shelves
1	C20-FTM	Straight steel partition with perforated window, no access
1	N5-RS60-4	Steel shelving unit for high roof van, 14"D x 60" W x 62"H
1	N5-RS96-4	Steel shelving unit for high roof van, 14"D x 96" W x 62"H
1	X50-B	Compact 2-drawer unit
1	X50-C	Compact 3-drawer unit





VISIT OUR WEBSITE FOR
OUR FULL-LINE OF PARTITIONS



C20-FTH

FTH-11

FTH-11 Package* is identical to FTM-11 Package with the exception of the partition which changes to C20-FTH

*For High Roof 148" & 148" Extended



62-U1110, 62-U1112, 62-U1114

Plastic bins with a center divider
Available in 10", 12" or 14" depths



62-U1212

2 Cross dividers for bin
Fits all size bins



77-U1048

Adjustable shelving door
unit 48" wide

FOR MORE ACCESSORIES, SEE PAGE 20.

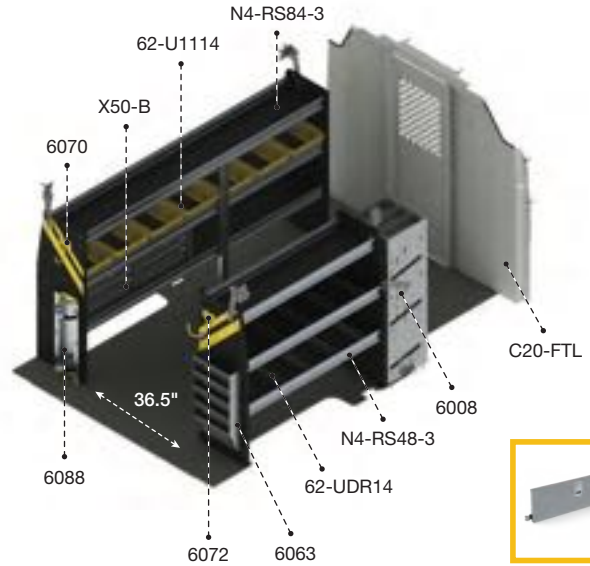
FTL-12

130" OR 148" WHEELBASE

> Low Roof



Qty	Part #	Description
1	6008	3 Tier refrigerant rack for large bottles
1	6063	Paper holder, extra deep, 5 slots
1	6070	6" Hook, 3" opening, painted
1	6072	8" Swivel hook, 4" opening, painted
1	6088	Large aluminum bottle holder, with two black nylon straps
7	62-U1114	14" Deep plastic bin
2	62-UDR14	Set of 5 dividers for a 14" shelf
1	77-U1048	Adjustable shelving door unit - 45" W - for 48" & 96" shelves
1	C20-FTL	Straight steel partition with perforated window, no access
1	N4-RS48-3	Steel shelving unit for low roof van, 14" D x 48" W x 44.5" H
1	N4-RS84-3	Steel shelving unit for low roof van, 14" D x 84" W x 44.5" H
2	X50-B	Compact 2-drawer unit



77-U1048

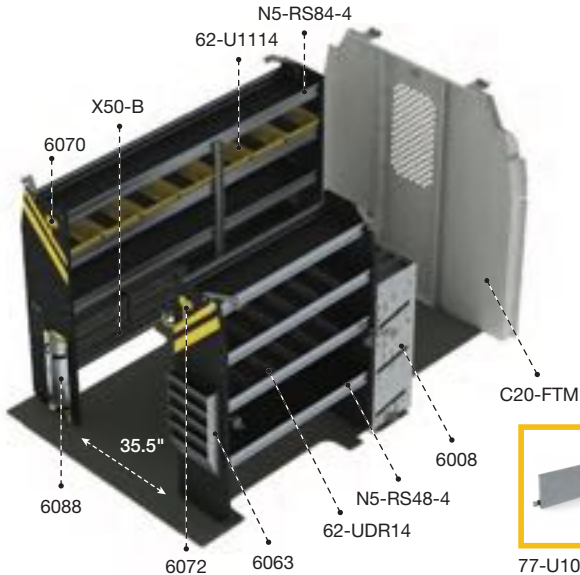
FTR-12

130" WHEELBASE

> Medium Roof



Qty	Part #	Description
1	6008	3 Tier refrigerant rack for large bottles
1	6063	Paper holder, extra deep, 5 slots
1	6070	6" Hook, 3" opening, painted
1	6072	8" Swivel hook, 4" opening, painted
1	6088	Large aluminum bottle holder, with two black nylon straps
7	62-U1114	14" Deep plastic bin
2	62-UDR14	Set of 5 dividers for a 14" shelf
1	77-U1048	Adjustable shelving door unit - 45" W - for 48" & 96" shelves
1	C20-FTM	Straight steel partition with perforated window, no access
1	N5-RS48-4	Steel shelving unit for high roof van, 14" D x 48" W x 62" H
1	N5-RS84-4	Steel shelving unit for high roof van, 14" D x 84" W x 62" H
2	X50-B	Compact 2-drawer unit



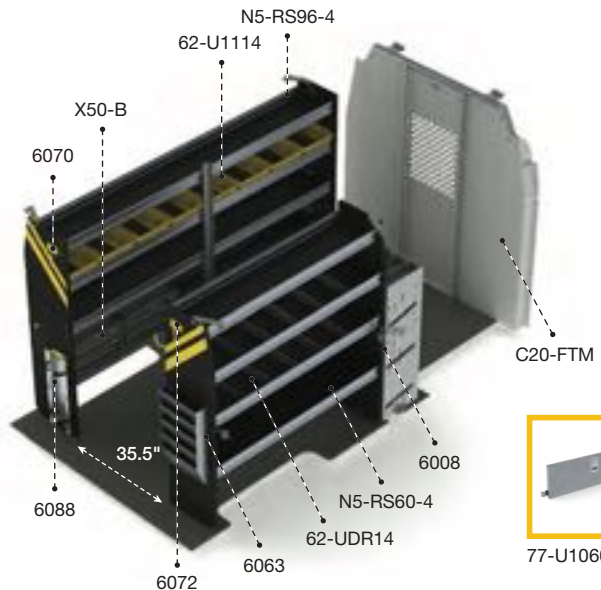
77-U1048

FTM-12

148" WHEELBASE

> Medium Roof

Qty	Part #	Description
1	6008	3 Tier refrigerant rack for large bottles
1	6063	Paper holder, extra deep, 5 slots
1	6070	6" Hook, 3" opening, painted
1	6072	8" Swivel hook, 4" opening, painted
1	6088	Large aluminum bottle holder, with two black nylon straps
8	62-U1114	14" Deep plastic bin
2	62-UDR14	Set of 5 dividers for a 14" shelf
1	77-U1060	Adjustable shelving door unit - 57" W - for 60" shelves
1	C20-FTM	Straight steel partition with perforated window, no access
1	N5-RS60-4	Steel shelving unit for high roof van, 14" D x 60" W x 62" H
1	N5-RS96-4	Steel shelving unit for high roof van, 14" D x 96" W x 62" H
2	X50-B	Compact 2-drawer unit



77-U1060





VISIT OUR WEBSITE FOR
OUR FULL-LINE OF PARTITIONS



C20-FTH

FTH-12

FTH-12 Package* is identical to FTM-12 Package with the exception of the partition which changes to C20-FTH

*For High Roof 148" & 148" Extended



62-UDR10, 62-UDR12, 62-UDR14

Set of 5 dividers for a 10", 12" or 14" shelf



62-UDH14

Set of 5 high dividers for a 14" shelf



6088

Large aluminum bottle holder, with two black nylon straps



6008

3 Tier refrigerant rack for large bottles

FOR MORE ACCESSORIES, SEE PAGE 20.

DELIVERY

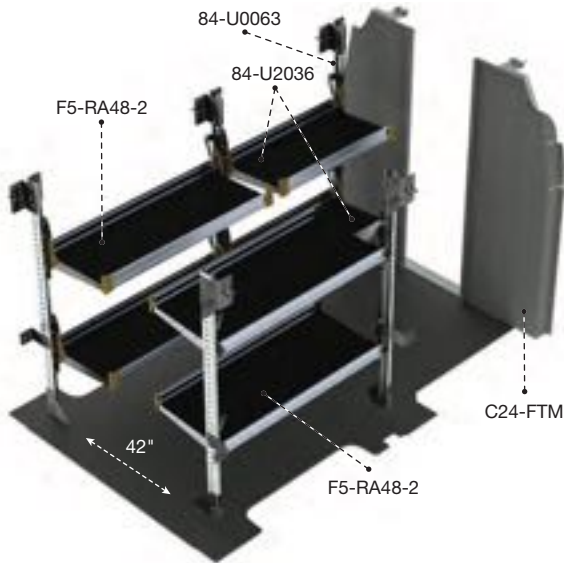
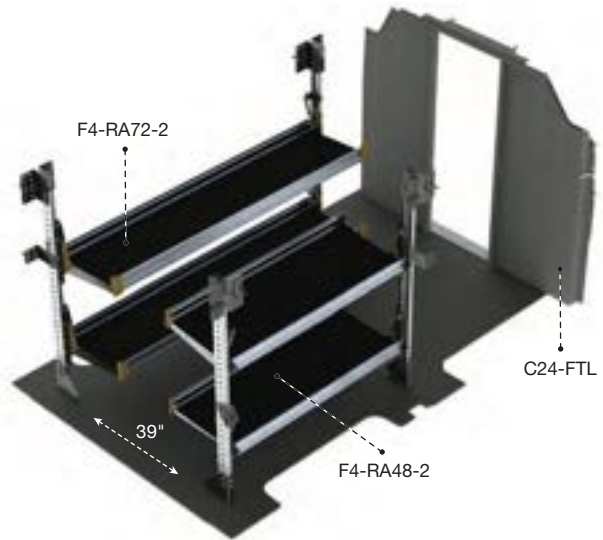
FTL-19

130" OR 148" WHEELBASE

> Low Roof



Qty	Part #	Description
1	C24-FTL	Straight walk through steel partition
1	F4-RA72-2	Fold-away unit, 2 levels, 22" D x 72" W x 47" H
1	F4-RA48-2	Fold-away unit, 2 levels, 22" D x 48" W x 47" H



FTR-19

130" WHEELBASE

> Medium Roof



Qty	Part #	Description
1	84-U0063	Post assembly for fold-away shelving, 63"
2	84-U2036	Fold-away shelf tray, 20" D x 36" W
1	C24-FTM	Straight walk through steel partition
2	F5-RA48-2	Fold-away unit, 2 levels, 25" D x 48" W x 63" H

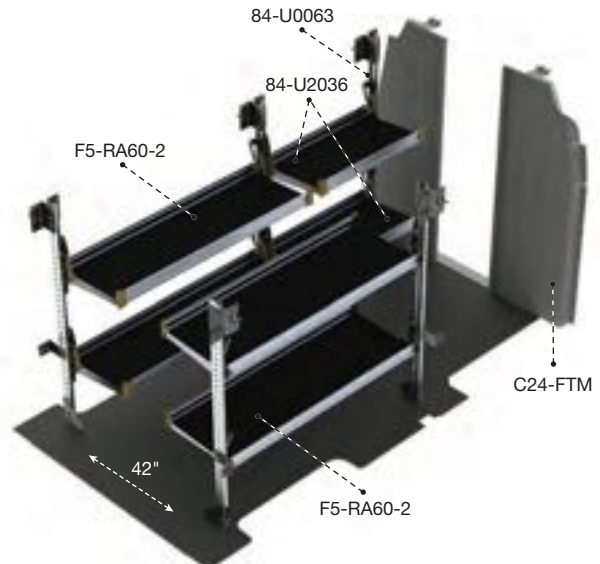
FTM-19

148" WHEELBASE

> Medium Roof



Qty	Part #	Description
1	84-U0063	Post assembly for fold-away shelving, 63"
2	84-U2036	Fold-away shelf tray, 20" D x 36" W
1	C24-FTM	Straight walk through steel partition
2	F5-RA60-2	Fold-away unit, 2 levels, 25" D x 60" W x 63" H





VISIT OUR WEBSITE FOR OUR FULL-LINE OF PARTITIONS



C24-FTH

FTH-19

FTH-19 Package* is identical to FTM-19 Package with the exception of the partition which changes to C24-FTH

*For High Roof 148" & 148" Extended

DELIVERY

YOUR PERSONAL FLEX SPACE

Our fold-away shelves are designed to give you the ultimate in cargo flexibility

- > Flexible
- > Easy to use
- > Tough



ALUMINUM



VISIT OUR WEBSITE FOR
OUR FULL-LINE OF PARTITIONS



3020-FTH

FTH-27

FTH-27 Package* is identical to FTM-27 Package with the exception of the partition which changes to 3020-FTH

*For High Roof 148" & 148" Extended

ALUMINUM

THE BENEFITS OF ALUMINUM

Weight saving equipment reduces total cost of ownership



Optimize fuel economy by decreasing overall van mass



Reduce vehicle maintenance and repairs caused by weight overload



Increase payload without sacrificing quality – it's a benefit offered only by aluminum



Did you know that for every 100 lbs reduction, you increase fuel economy by 1%?
www.fueleconomy.gov

Ranger Design is the leader for aluminum upfits in North America

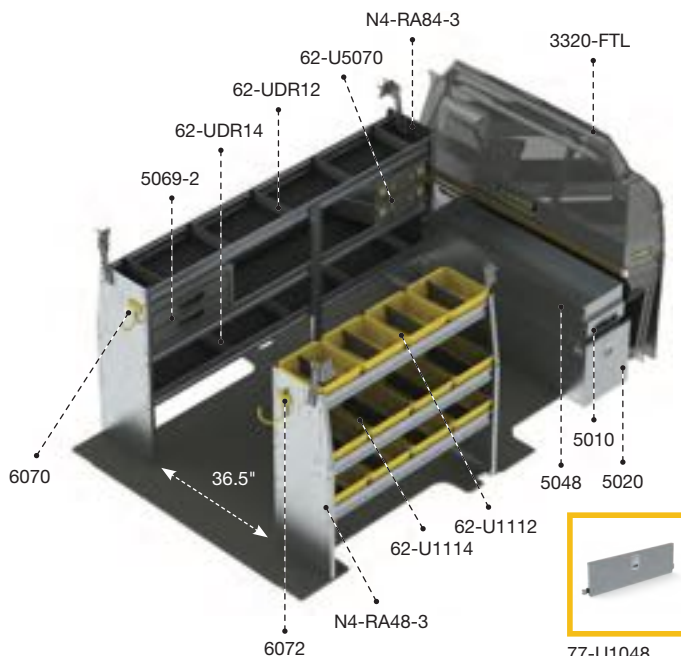
FTL-27

130" OR 148" WHEELBASE

> Low Roof



Qty	Part #	Description
1	3320-FTL	Max View Countoured safety partition
1	5010	Partslider 48" D
1	5020	Tool drawer 48" D x 14" W x 16" H
1	5048	Top edge
1	5069-2	2 Drawer cabinet
2	62-U5070	Partskeeper carry case with holder
1	6070	6" Hook, 3" opening, painted
1	6072	8" Swivel hook, 4" opening, painted
4	62-U1112	12" Deep plastic bin
8	62-U1114	14" Deep plastic bin
1	62-UDR12	Set of 5 dividers for a 12" shelf
1	62-UDR14	Set of 5 dividers for a 14" shelf
1	77-U1048	Adjustable shelving door unit - 45" W - for 48" & 96" shelves
1	N4-RA48-3	Aluminum shelving unit for low roof van, 14"D x 48" W x 44.5" H
1	N4-RA84-3	Aluminum shelving unit for low roof van, 14"D x 84" W x 44.5" H

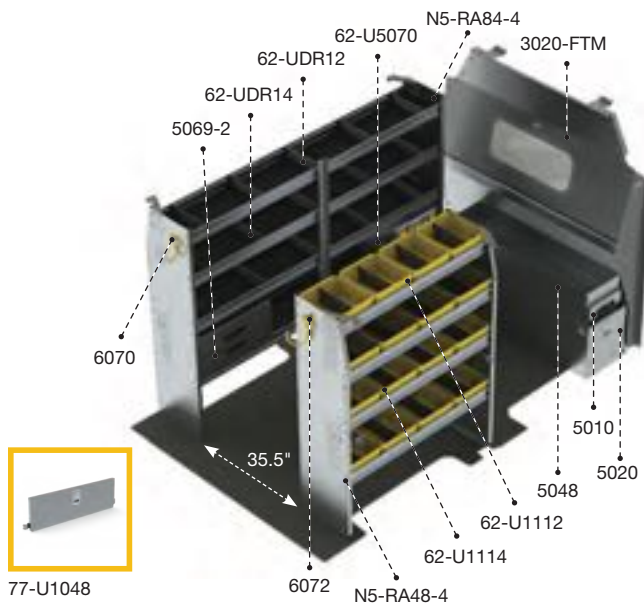


77-U1048

FTR-27

130" WHEELBASE

> Medium Roof



77-U1048

Qty	Part #	Description
1	3020-FTM	Countoured safety partition with glass window
1	5010	Partslider 48" D
1	5020	Tool drawer 48" D x 14" W x 16" H
1	5048	Top edge
1	5069-2	2 Drawer cabinet
2	62-U5070	Partskeeper carry case with holder
1	6070	6" Hook, 3" opening, painted
1	6072	8" Swivel hook, 4" opening, painted
4	62-U1112	12" Deep plastic bin
12	62-U1114	14" Deep plastic bin
1	62-UDR12	Set of 5 dividers for a 12" shelf
2	62-UDR14	Set of 5 dividers for a 14" shelf
1	77-U1048	Adjustable shelving door unit - 45" W - for 48" & 96" shelves
1	N5-RA48-4	Aluminum shelving unit for high roof van, 14"D x 48" W x 62" H
1	N5-RA84-4	Aluminum shelving unit for high roof van, 14" D x 84" W x 62" H

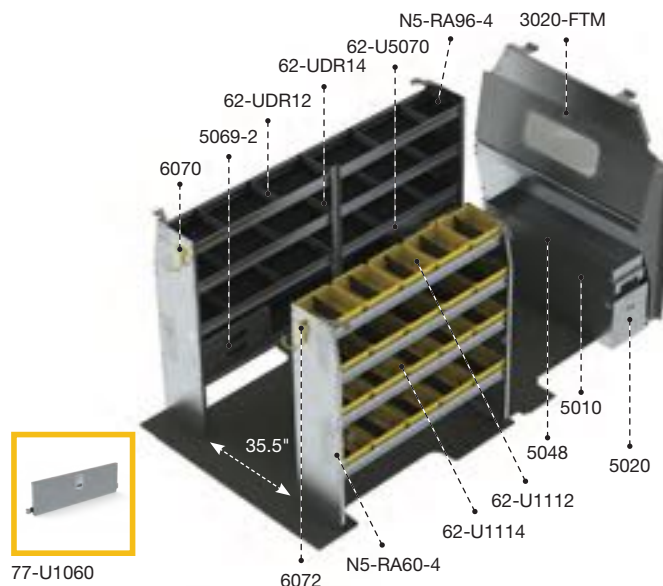
FTM-27

148" WHEELBASE

> Medium Roof




Qty	Part #	Description
1	3020-FTM	Countoured safety partition with glass window
1	5010	Partslider 48" D
1	5020	Tool drawer 48" D x 14" W x 16" H
1	5048	Top edge
1	5069-2	2 Drawer cabinet
2	62-U5070	Partskeeper cabinets
1	6070	6" Hook, 3" opening, painted
1	6072	8" Swivel hook, 4" opening, painted
5	62-U1112	12" Deep plastic bin
15	62-U1114	14" Deep plastic bin
1	62-UDR12	Set of 5 dividers for a 12" shelf
2	62-UDR14	Set of 5 dividers for a 14" shelf
1	77-U1060	Adjustable shelving door unit - 57" W - for 60" shelves
1	N5-RA60-4	Aluminum shelving unit for high roof van, 14"D x 60" W x 62" H
1	N5-RA96-4	Aluminum shelving unit for high roof van, 14"D x 96" W x 62" H



77-U1060


IT'S MORE THAN A FLOOR!

With incorporated mounting tracks for easy install for most Ranger Design products.




6540-FTS

Ford Transit 130" Floor



6540-FTL

Ford Transit 148" Floor



6540-FTX

Ford Transit 148" Ext

DRAWERS

Increase storage and organization with Ranger Design's line of drawer units



5048

Top Edge for drawers



5020

Tool Drawer 48"D x 14"W x 16"H



5010

Partslider Organizer 48"D x 12"W x 6"H



5025

Jumbo tool drawer 48"D x 16"W x 19"H



TOOL DRAWER TIP: Stack these drawers for the ultimate efficiency



STORAGE UNITS

Ergonomic storage solutions for the cargo space in your vehicle.



62-U5079
Partskeeper carry case



CAN BE INSTALLED EITHER WAY



62-U5070
Partskeeper carry case with holder, universal



62-U5074
Partskeeper floor mount cabinet with 4 carry cases, universal



N5-PS20-8
Partskeeper cabinet with 8 carry cases & 2 shelves



N5-LS16-1
Locker with top shelf, 16" D x 16" W x 63" H



S3-WA48-0
Workbench, with hardwood top, one end panel, Universal (drawer cabinet not included)



5060-5



S3-WA48-1
Workbench, aluminum with hardwood top, 1 shelf tray, Universal

ACCESSORIES

Choose the finishing details to tailor the upfit to your specific needs.



CARGO HOLDERS

Increase organization by giving a specific spot to store your equipment. Instead of being loose on the floor, your reels, cans etc. can be secured within easy reach from the door.



6010
Two level adjustable bottle holder



6057
Can holder



6068
Hard hat holder, painted wire



7124
Reel holder with two 5/8" diameter rods

STORAGE HOOKS

Keep frequently used items such as hats, vests and extension cords hanging within easy reach while on the road.



6070
6" Hook, 3" opening, painted



6073
Large aluminum movable hook, 6.5" opening

MAX STEP

Climbing in and out of your van several times a day can put a strain on your legs and back. The Max Step steps give tradesmen quick and easy access to their cargo space.



6550-FT
Max Step

SEAT COVERS

Keep your cab looking just like new with tight custom fit seat covers. The water & stain resistant fabric keeps your seats looking clean and increases resale value.



6255
Seat covers

LED LIGHTING

Keeps the cargo space bright, making visibility easy, no matter what time of day or night. Eliminate any chance of injury when searching through your tools in the dark.



6092-42
Universal LED light kit for trucks and vans (12V DC / 1200 Lm / 10W)

GRAB HANDLE

It is always useful to have something to hold onto when climbing into your van. Grab handles can also be used to tie down extra cargo during transport.



6093-27
Large grab handle

WINDOW GRILLS

Protect your van against theft and prevent damage to the van during loading or unloading, with Ranger Design's window grills.



6121
Set of 2 rear window grills for medium and high roof



6123
Window grill, passenger side sliding door




STAY SAFE WITH RANGER DESIGN'S COMMERCIAL VEHICLE ACCESSORIES

LADDER RACKS



Cargo rack




Aluminum

			
1505-FTR	130"	Low, Medium	—
1505-FTL	148", 148" Ext	Low, Medium, High	—



Cargo rack




Aluminum

			
1505-FTR3	130"	Low, Medium	—
1505-FTL3	148", 148" Ext	Low, Medium, High	—



Cargo + rack

Aluminum




			
1506-FTL	138"	Low, Medium	—
1506-FTR	130"	Low, Medium	—
1506-FTX	148" Ext	High	—



Ford Transit

Double clamp ladder rack




Aluminum

			
1530-FTR	130"	Low, Medium	32 ft
1530-FTL	148", 148" Ext	Low, Medium, High	32 ft



Max Rack 2.0, Single side ladder rack




Aluminum

			
1870-FTR	130"	Medium	28 ft
1870-FTL	148", 148" Ext	Medium, High	32 ft



Max rack 2.0, Double side ladder rack

Aluminum

			
1880-FTR	130"	Medium	28 ft
1880-FTL	148", 148" Ext	Medium, High	32 ft

Turn-Key Fleet Services



A Leader in Fleet Upfitting in North America

Our Proven Process to Deliver a Better Experience for Fleets:

1. Analysis

- › Cargo Needs Analysis
- › Custom 3D CAD Layouts
- › Hands-on Equipment Demo

2. Testing

- › Test Fitting
- › Pilot Build and Review
- › Package optimization based on technician feedback

3. Delivery

- › Delivery, production, installation planning and scheduling
- › Vehicle Status Tracking

4. Service

- › Dedicated Fleet Account Management Team
- › Ranger Design Distributor Service Support Network
- › Live Customer Service

Ship Through or Local Installation Across the continent for all Types of Cargo Vans

THE PERFECT FIT
FOR YOUR
TOUGHEST JOBS

When you want the **perfect upfit solution** for your work vehicle, turn to Ranger Design. **Tested for toughness**, Ranger Design's shelving and upfits will take whatever abuse you can dish out. Their **unsurpassed craftsmanship**, combined with ideal fit and finish, provide **a quiet ride with no rattles**.



CUSTOMER SERVICE

cs@rangerdesign.com

1-800-565-5321

rangerdesign.com

