



RAM

CARGOPORT / WORKPORT / ROCKPORT

Rockport

QUALITY TRUCK BODIES



DELIVERING A HIGHER STANDARD

Rockport
CARGO PORT



RAM



Vehicles shown with optional equipment.



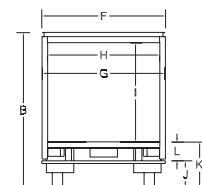
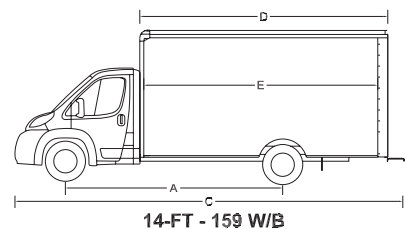
LOWEST FLOOR HEIGHT IN THE INDUSTRY

Built for the value minded operator whose focus is a well-constructed cargo box with functionality as the main aspect. Low entry height, multiple side and rear door configurations, and optional shelving and cargo control packages make the Cargoport the logical choice for vocations that include multi-stop deliveries. The Cargoport affords the operator the flexibility to customize this unit creating a vehicle that is tailored to your specific needs.

SPECIFICATIONS

BODY SIZE	10' SRW	12' SRW	12' SRW	14' SRW	15' SRW
Interior Height	6' 6"	6' 6"	6' 6"	6' 6"	6' 6"
(A) Wheel Base	136"	136"	159"	159"	159"
(B) Body Height	113"	113"	113"	113"	113"
(C) Truck Length	19' 6"	21' 6"	21' 6"	23' 6"	24' 6"
(D) Overall Body Length	11'	13'	13'	15'	16'
(E) True Body Length	10'	12'	12'	14'	15'
(F) Body Width	90"	90"	90"	90"	90"
(G) Load Width	89"	89"	89"	89"	89"
(H) Door Opening Width	81.88"	81.88"	81.88"	81.88"	81.88"
(I) Door Opening Height	72.5"	72.5"	72.5"	72.5"	72.5"
(J) Ground to Bumper	17.68"	17.68"	17.68"	17.68"	17.68"
(K) Ground to Floor	33"	33"	33"	33"	33"
(L) Bumper to Floor	15.25"	15.25"	15.25"	15.25"	15.25"
(M) Front Useable Space	57.5"	57.5"	80"	80"	80"
(N) Rear Useable Space	25.5"	49.5"	26.5"	52"	64"

MEASUREMENTS



Rockport
WORKPORT



RAM



Vehicles shown with optional equipment.



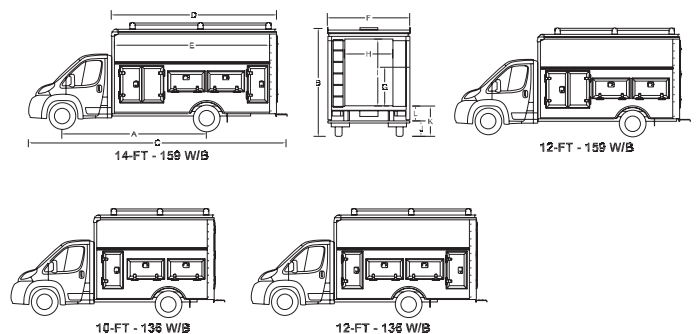
ENCLOSED SERVICE BODY; RUGGED INSIDE AND OUT

A true workshop on wheels, the ergonomically designed Workport provides both an exceptional and functional way to service your customers. Stand-up interior height, heavy duty door hinges, integrated rear access ladders and Tuffply rubberized flooring are just a few standard features favored by our customers. The exterior compartments provide ease of access to cargo with the convenience of available power locks to keep your valuables secure at the push of a button. The flexible Workport can be tailored to your specific needs with available shelving, lighting, interior accessibility, cargo control and many other optional features that make this product truly unique to your line of work.

SPECIFICATIONS

BODY SIZE	10' SRW	12' SRW	12' SRW	14' SRW
Interior Height	6' 6"	6' 6"	6' 6"	6' 6"
(A) Wheel Base	136"	136"	159"	159"
(B) Body Height	120"	120"	120"	120"
(C) Truck Length	19' 6"	21' 6"	21' 6"	23' 6"
(D) Overall Body Length	11'	13'	13'	15'
(E) True Body Length	10'	12'	12'	14'
(F) Body Width	90"	90"	90"	90"
(G) Compartment Height	42.5"	42.5"	42.5"	42.5"
(H) Door Opening Width	49.25"	49.25"	49.25"	49.25"
(I) Door Opening Height	71.25"	71.25"	71.25"	71.25"
(J) Ground to Bumper	15.25"	15.25"	15.25"	15.25"
(K) Ground to Floor	29"	29"	29"	29"
(L) Bumper to Floor	13.75"	13.75"	13.75"	13.75"

MEASUREMENTS



Rockport
ROCKPORT



RAM



Vehicles shown with optional equipment.

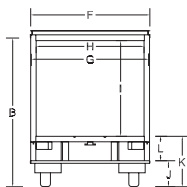
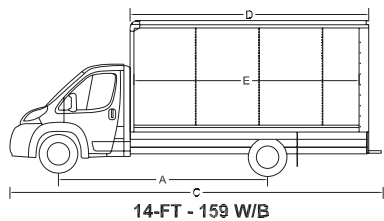


QUALITY OPTIONS COME STANDARD

With quality and flexibility at the forefront, Rockport has raised the bar higher with customer preferred innovations and enhancements built into every Rockport body. Customize “The Rock” with Aluminum or FRP sidewalls, Aluminum or Translucent roofing and various flooring options that include Laminated Hardwood with interlocking joints, AB Grade plywood for maximum strength, Extruded Aluminum Planks, and Steel or Aluminum Treadplate Overlay for easy clean up. Many other available options allow you to create “The Rock” in a way that best suits the needs of your specific application for many years of reliable service.

MEASUREMENTS

SPECIFICATIONS



BODY SIZE	10' SRW	12' SRW	14' SRW	15' SRW	15' SRW
Interior Height	6' 6"	6' 6"	6' 6"	6' 6"	7'
(A) Wheel Base	136"	136"	159"	159"	159"
(B) Body Height	118"	118"	118"	118"	124"
(C) Truck Length	19' 6"	21' 6"	23' 6"	24' 6"	24' 6"
(D) Overall Body Length	11'	13'	15'	16'	16'
(E) True Body Length	10'	12'	14'	15'	15'
(F) Body Width	90"	90"	90"	90"	90"
(G) Load Width - ALUM	86.67"	86.67"	86.67"	86.67"	86.67"
(G) Load Width - FRP	89.25"	89.25"	89.25"	89.25"	89.25"
(H) Door Opening Width	82"	82"	82"	82"	82"
(I) Door Opening Height	78.5"	78.5"	78.5"	78.5"	78.5"
(J) Ground to Bumper	20"	20"	20"	20"	20"
(K) Ground to Floor	38"	38"	38"	38"	38"
(L) Bumper to Floor	18.25"	18.25"	18.25"	18.25"	18.25"

ABOUT ROCKPORT QUALITY TRUCK BODIES

In 2002, Rockport Commercial Vehicles was founded in Elkhart, Indiana, as part of Forest River's vision to build a superior commercial vehicle. Our humble beginnings started with just a few cutaway chassis. Now Rockport has one of the most extensive selections of cutaway chassis in the industry including the Ram ProMaster. Our key leadership team is comprised of experienced individuals that collectively share over 100 years of commercial body manufacturing experience. Each of our diverse and complimentary team experts provide a foundation that Rockport utilizes to create our customer-friendly designs & delivery schedule. Our financial strength with Berkshire Hathaway and Forest River is your assurance that we will be here to serve you for years to come. Understanding the importance of quality, we chose to locate our manufacturing facilities near our other existing Forest River cargo trailer manufacturing sites. These locations have experienced management resources, craftsman with a proven work ethic and a commitment to quality.



To learn more about Rockport Commercial Trucks and our products, and see how Rockport is delivering a higher standard, contact us today.

Call us at (888) 711-1600 or visit rockporttrucks.com

Rockport

— QUALITY TRUCK BODIES —

ROCKPORT COMMERCIAL VEHICLE DIVISION

2323 Middlebury St. Elkhart, IN 46516

202 Industrial Drive Ocilla, GA 31774

Toll Free: 888-711-1600 Fax: 574-295-3974

www.rockporttrucks.com



Learn More
Scan this barcode using
a QR Reader on your
smart phone to learn
more about Forest River.



All information contained in this brochure is believed to be accurate at the time of publication. However, during the model year, it may be necessary to make revisions and Forest River, Inc., reserves the right to make all such changes without notice, including prices, colors, materials, equipment and specifications as well as the addition of new models and the discontinuance of models shown in this brochure. Therefore, please consult with your Forest River dealer and confirm the existence of any materials, design or specifications that are material to your purchase decision.
©2020 Forest River Inc - All Rights Reserved.