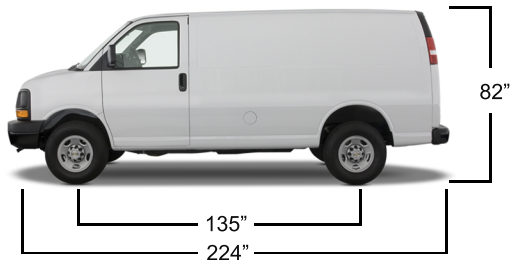


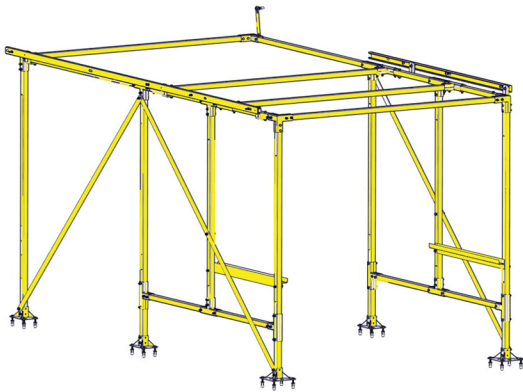


WALLSLIDE™ FITMENT GUIDE

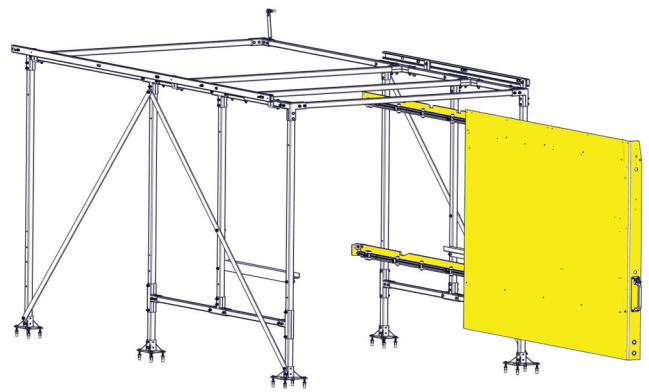
CHEVROLET EXPRESS 135WB



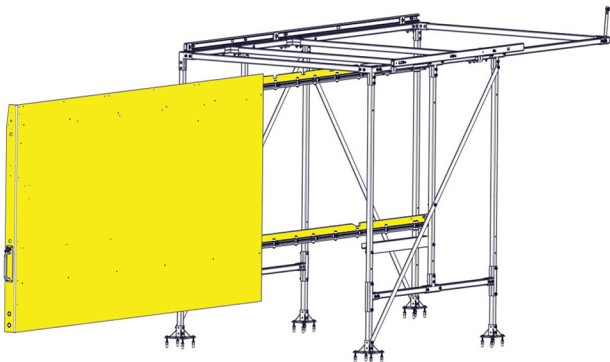
The **WALLSLIDE** System is a steel framework mounted inside the van with aluminum sliding walls. From motorized walls to lighting, **WALLSLIDE** is fully customizable with several options and designed to attach most brands of shelving, bins, or containers onto the sliding walls.



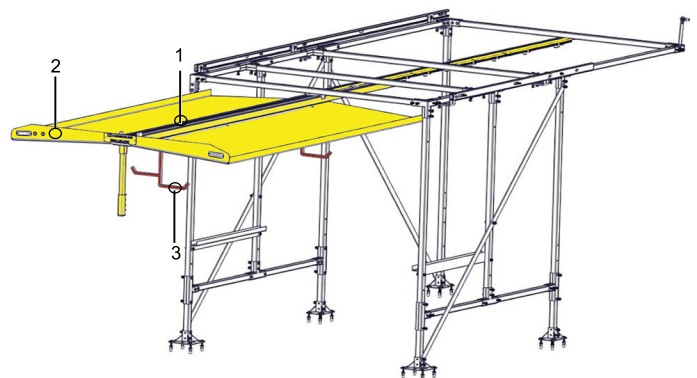
WSS300 - Framework Only *\$1,074



WSS302 - Right 60" Wall (No Shelving) *\$2,152



WSS301 - Left 96" Wall (No Shelving) *\$3,192



1 WSR300 - 96" Single Ceiling Slide Rail Only *\$1,208

2 Ceiling Canopy Kit Available Upon Request

3 WSLadder1 - Fixed Ladder Racks *\$61

WSLadder1F - Folding Ladder Racks *\$77

*Prices are MSRP

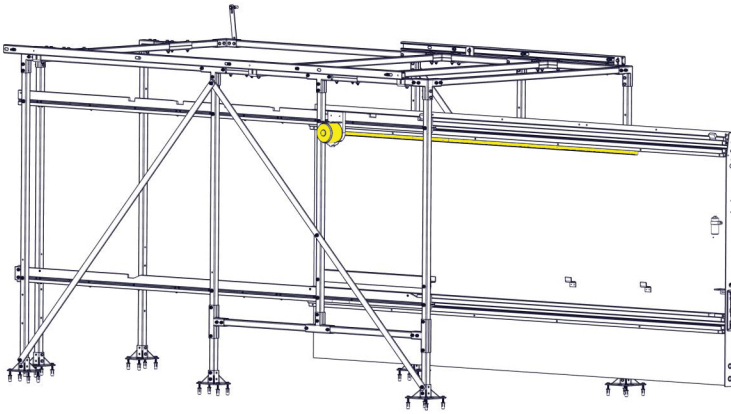
www.CARGOGLIDE.COM

877-525-9535

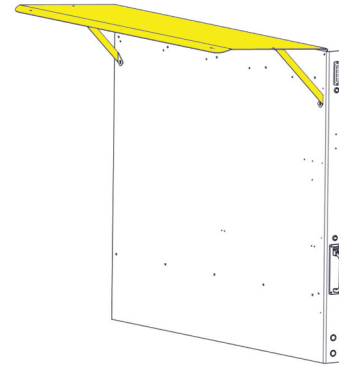


CARGOGLIDE WALLSLIDE

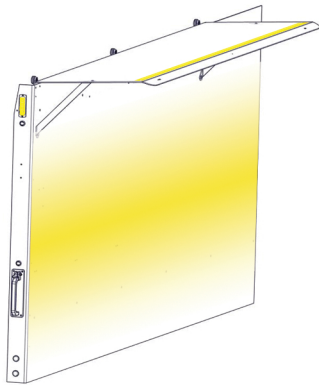
CHEVROLET EXPRESS 135WB



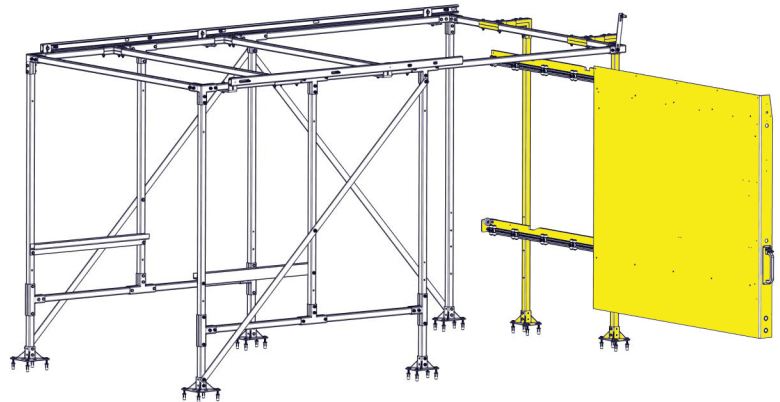
WSMotor096 - Motorized 96" Left Wall *\$1,259
WSMotor060 - Motorized 60" Right Wall *\$1,259



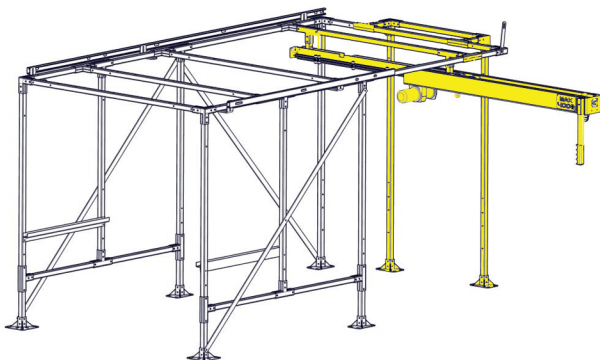
WPC096 - Wall Weather Canopy *\$222
WPC060 - Wall Weather Canopy *\$196



WSL006 - 6" Strobe Light *\$60
WSL048 - 48" Light Strip for WPC060 Wall *\$138
WSL072 - 72" Light Strip for WPC096 *\$166



WSB300 - BulkHead Framework & Wall Only *\$1,828
Available Upon Request



WSGantry300 - Gantry Crane *\$1,988
Available Upon Request



WALLSLIDE Systems are compatible with **CARGOGLIDE** floor units that pull out of the rear and side of your van.