

Kidron[®]



K2

The Industry Standard for
Refrigerated Distribution Truck Bodies





K2

Multi-Stop, Multi-Temp Refrigerated Distribution Performance

K2 truck bodies by Kidron continue a tradition that goes back to 1946 – a longtime commitment over generations to create high-value refrigerated distribution units that can handle the rigors of frequent stops and changing temperature requirements.

Kidron K2 bodies work the tough city streets, sustaining and recovering desirable temperatures in spite of frequent door openings.

Kidron K2 bodies also work the long hauls, reliably performing in all kinds of adverse weather conditions to safely protect cargo in desert heat and frigid climates, including places where product service simply isn't available.


For special multi-stop challenges, Kidron continues to be a step ahead with unique compartmentalization options to simultaneously transport and protect ice cream, milk, meat, produce and other types of cargo.

Plus, Kidron has other options designed to accommodate specific cargo and delivery requirements as well as providing driver safety while reducing fatigue – all the result of Kidron's longtime knowledge and experience. Because nobody knows cold like Kidron.



DURABLE, WATERTIGHT FLOORS

Extruded aluminum box, dairy and cargo floors are fully welded to



make sure they are watertight, with strategically positioned drains to keep cargo dry. For extra strength and secure footing, steel or aluminum tread plate surfaces are available. Floor options also include I-beam inserts that provide added strength for forklift entry.

Why Kidron?

- **Greatest refrigerated truck body value**
- **Exceptional durability**
- **Superior temperature holding capacity**
- **Features and options to build refrigerated distribution efficiency**
- **Lighter weight**

ColdShield™

THE KIDRON TEMPERATURE MANAGEMENT SYSTEM

A Kidron exclusive, all K2 refrigerated distribution bodies can do a better job maintaining desired temperatures and achieving quick recoveries, thanks to our exclusive ColdShield™ Temperature Management System.

- Up to five inches of non-CFC polyurethane insulation poured between inner walls and aluminum panels hold temperatures better.
- The state-of-the-art foaming process consistently measures and controls temperature, ratio and mix. Infrared testing verifies void-free, even foaming that eliminates migration.



KIDRON...
THE
INNOVATORS

▶ LIGHT YET RUGGED CONSTRUCTION

Kidron's monocoque construction creates a protective cage around cargo, using a design and material strategy that saves weight but increases payload capacity and extends service life. The result is a mobile profit center that saves fuel and builds greater productivity.

Outside, side panel options and rear frames are designed to maintain an attractive, protective appearance while resisting corrosion, rust and the need for maintenance. And inside, rugged, easy-to-clean liners work in tandem with the superior structural design and components to protect cargo during loading, transport and unloading.

▶ DRIVER SAFETY AND CONVENIENCE FEATURES

A level-entry rear threshold encourages productivity while helping to protect drivers. Kidron also offers a variety of walk ramps, side doors, steps and liftgates to improve pickup and delivery efficiencies and reduce fatigue.



DURABLE, PRODUCTIVE TRUCK BODIES DESIGNED TO PROTECT AND TRANSPORT MANY PRODUCTS FOR MANY INDUSTRIES



MEAT



SEAFOOD



PRODUCE



DAIRY



ICE CREAM



ICE



WINE &
SPIRITS

Refrigerated
Truck Bodies



THE DIFFERENCE IS IN THE DETAILS THAT DELIVER A LONGER BODY LIFE WHILE IMPROVING PRODUCTIVITY

K2 refrigerated distribution truck bodies by Kidron continue a tradition of durability and thermal efficiency that's critical to fleets that must protect perishable products, reduce operating and maintenance costs and build productivity.

Pressure-Pillow Seals virtually eliminate air leakage around hinged panel doors.

Our heavy-duty rear frames are created with stainless steel – the strongest in the industry – enabling them to withstand bumps typically encountered on busy pickup and delivery routes.

Fully welded, extruded aluminum floors are watertight and durable. Optional I-beam inserts add strength for heavy-duty service.





Up to five inches of non-CFC insulation fills the entire cavity between the aluminum outer skin and the interior liner, completely surrounding cargo.

Aluminum front corner posts, roof rails and corner caps resist damage from impacts while maximizing aerodynamics, reducing drag and fuel costs.

A steel refrigeration frame is an integral part of the front wall, providing strength and stiffness to secure the mechanical refrigeration unit.

Optional rivetless panels.

Optional rubber fenderette.



www.kidron.com



SIDE DOOR STEP, PLATFORM and REEFER ACCESS OPTIONS



Self-Storing Single Step



Steel Stirrup Step



Aluminum Self-Storing Step and Platform



Self-Storing Double Step



Three-Step Tip-Out for Side or Rear



Steel Stirrup Step on Dock Extension



Reefer Folding Steps, Grab Handle and Cabwalk



Walk Ramp

STEEL REAR BUMPER AND STEP OPTIONS with optional stainless or galvanized steel



Rear Impact Bumper with Center Step



Full Width Rear Impact Bumper



Rear Impact Bumper



Rear Impact Bumper with Oak-Filled Dock Extension




Dock Extension with Two-Step Center Stairway



Air Flo Bumper


EXTRUDED ALUMINUM FLOOR OPTIONS

Fully welded and watertight, floors are available with I-beam inserts and non-skid surfaces as well as steel or aluminum tread plate, installed over rugged cross members with a galvanized option.




TRAILER-STRENGTH CARGO FLOORS

Fully welded and watertight, built to withstand abuse ... ideal for palletized cargo. Two floor drains are standard.



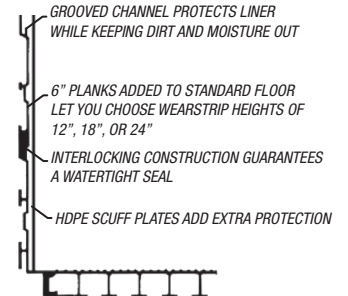
BOX FLOORS

Designed for air circulation under any cargo and to keep the product dry. Fully welded and watertight. Four floor drains are standard.



DAIRY FLOORS

Fully welded and watertight, designed for milk cases and ice cream carts. Two floor drains are standard.



EXTRUDED ALUMINUM WEAR STRIPS ON FRONT AND SIDE WALLS

Available in varying heights, these specially designed wear strips are integral with the floor, securing the interior liner and assuring a watertight seal.

DOORS DESIGNED TO MAXIMIZE LOADING and DELIVERY PRODUCTIVITY

REAR DOORS




Full-Opening Overhead Door



Part-Opening Overhead Door



Two-Panel Full-Opening Door



One-Panel Part-Opening Door

SIDE DOORS



One-Panel Door



One-Panel Door With Stepwell



Two-Panel Part-Opening Door



Three-Panel Part-Opening Door



Swing Slider Door



Sliding Door



Reach-In Door



Sliding Door

STANDARD OPTIONS

- Custom Exterior Sides
- Side and Rear Doors
- Curtains
- Custom Paint and Decals
- Ramps and Steps
- Bumpers
- Floors
- Movable and Fixed Partitions
- Liftgates
- Cargo Restraints
- Lighting

SPECIFICATIONS

LENGTH DIMENSIONS

Nominal length	9	10	12	14	16	18	20	22	24	26	28	30
Overall length	9' 7 1/2"	10' 7 1/2"	12' 7 1/2"	14' 7 1/2"	16' 7 1/2"	18' 7 1/2"	20' 7 1/2"	22' 7 1/2"	24' 7 1/2"	26' 7 1/2"	28' 7 1/2"	30' 7 1/2"
Inside length OH door	8' 10"	9' 10"	11' 10"	13' 10"	15' 10"	17' 10"	19' 10"	21' 10"	23' 10"	25' 10"	27' 10"	29' 10"
Inside length panel doors	9'	10'	12'	14'	16'	18'	20'	22'	24'	26'	28'	30'

WIDTH DIMENSIONS

Body width	Exterior	Interior		
		3" insulation	4" insulation	5" insulation
90	90"	82 1/2"	80 1/2"	78 1/2"
96	96"	88 1/2"	86 1/2"	84 1/2"
102	102"	94 1/2"	92 1/2"	90 1/2"

REAR DOOR OPENING WIDTH

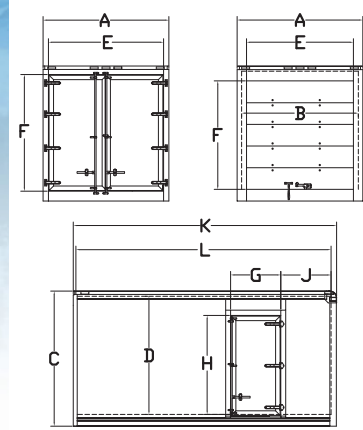
Rear door opening	Panel doors	OH door
90	80 3/4"	76"
96	86 3/4"	82"
102	92 3/4"	88"

HEIGHT DIMENSIONS

Body height	Exterior overall *	Interior		
		3" insulation	4" insulation	5" insulation
84	95"	78 1/2"	77 1/2"	74"
90	101"	84 1/2"	83 1/2"	80"
96	107"	90 1/2"	89 1/2"	86"
102	113"	96 1/2"	95 1/2"	92"
108	119"	102 1/2"	101 1/2"	98"

REAR DOOR OPENING HEIGHT

Rear door opening	Panel doors	OH door
84	74 1/2"	70 1/4"
90	80 1/2"	76 1/4"
96	86 1/2"	82 1/4"
102	92 1/2"	88 1/4"
108	98 1/2"	94 1/4"

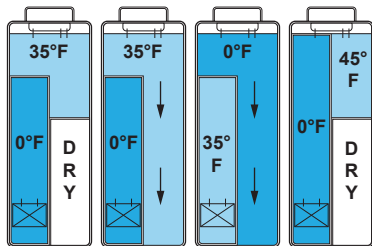


- A = Overall width
- B = Interior width
- C = Exterior height
- D = Interior height
- E = Rear door opening width
- F = Rear door opening height
- G = Side door opening width
- H = Standard side door opening height
- J = Leading edge of side door to inside front of body
- K = Exterior length of body
- L = Inside front liner to inside rear door panel

*Note: with 4" I-beam main sill

ADJUSTABLE COMPARTMENTS FOR MULTI-TEMP CARGO PROTECTION

Kidron pioneered multi-temp distribution by creating cargo management systems with partitions and remote refrigeration options, designed for both truck bodies and trailers. Using fixed-in-place partitions or movable configurations with our patented ACMT™ system, a single refrigerated distribution truck body can simultaneously deliver frozen, refrigerated and ambient temperature products.



Compartments can be configured to meet your specific needs... and easily reconfigured to meet the next day's needs.



NOBODY KNOWS
COLD
LIKE **Kidron**



Kidron, OH • Call Toll-Free: (800) 763-0700 • Fax: (252) 975-8378 • www.kidron.com